

WISCONSIN HUNTING REGULATIONS

FALL 2020 - SPRING 2021

REPORT NATURAL RESOURCE VIOLATIONS

CALL OR TEXT
800-TIP-WDNR
(800-847-9367)
608-267-4023

- TOLL FREE
- STATEWIDE
- 24 HOUR
- CONFIDENTIAL



WM-685-2020

WISCONSIN HUNTING REGULATIONS

FALL 2020 -SPRING 2021

CONTENTS

Season Dates	3
General Hunting Regulations	4
Licensing Requirements	6
Deer	10
Elk	15
Small Game/Upland Birds	16
Bears	21
Migratory Birds	23
Public and Private Lands	27
Shooting Hours	29

WHAT'S NEW

- Night hunting for raccoons, coyotes and foxes is now allowed statewide during the nine-day gun deer season.
- The hen mallard bag limit has increased in 2020 (from one to two) based on U.S. Fish and Wildlife Service season framework.
- The ruffed grouse season now closes Jan. 3, 2021 in Zone A. The management zones have also changed. See page 18.
- Pheasant season daily shooting hours on select stocked public properties has moved from 2 p.m. to 12 p.m. See page 19.
- Minimum caliber restrictions have changed. See page 4.

This pamphlet gives you a summary of Wisconsin's hunting laws and how they affect you; it is not a complete set of all hunting-related laws.

For complete hunting and trapping laws, consult the Wisconsin State Statutes Chapter 29 or Chapter 10 of the Administrative Code of the Department of Natural Resources.

Cover photo: Andy Place

2020-2021 SEASON DATES

DEER

Archery & Crossbow	Sept. 12–Jan. 3, 2021
Youth Deer Hunt	Oct. 10 & 11
Gun Deer Hunt for Hunters with Disabilities	Oct. 3–11
Gun	Nov. 21–29
Muzzleloader	Nov. 30–Dec. 9
Statewide Antlerless Hunt	Dec. 10–Dec. 13
Antlerless-only Holiday Hunt	Dec. 24–Jan. 1, 2021*

*Open only in select Farmland (Zone 2) counties. See page 11.

ELK

Clam Lake Elk Management Zone archery, crossbow, firearm	Oct. 17–Nov. 15; Dec. 10–18
--	-----------------------------

*Only bull elk may be harvested. See dnr.wi.gov, keyword “elk” for details.

GAME BIRDS

Pheasant Statewide	Oct. 17 (9 AM)–Jan. 3, 2021
Bobwhite Quail Statewide	Oct. 17 (9 AM)–Dec. 9
Hungarian Partridge Statewide*	Oct. 17 (9 AM)–Jan. 3, 2021

* Closed in Clark, Marathon and Taylor counties

Ruffed Grouse Zone A Zone B	Sept. 12–Jan. 3, 2021 Oct. 17–Dec. 8
-----------------------------------	---

Sharp-tailed Grouse
Season is under review. Visit dnr.wi.gov for updates.

Crow Statewide	Sept. 12–Nov. 19 & Jan. 25–March 20, 2021
-------------------	--

SMALL GAME

Cottontail Rabbit Northern Zone Southern Zone	Sept. 12–Feb. 28, 2021 Oct. 17 (9 AM)–Feb. 28, 2021
Squirrels (Gray and Fox)	Statewide Sept. 12–Jan. 31, 2021

TURKEY

Fall 2020	Zones 1-5 Zones 6 & 7	Sept. 12–Jan. 3, 2021 Sept. 12–Nov. 20
Spring 2021	Youth Hunt Period A Period B Period C Period D Period E Period F	Apr. 17–18 Apr. 21–27 Apr. 28–May 4 May 5–May 11 May 12–18 May 19–May 25 May 26–June 1

BEAR

Zone C where dogs are not permitted:

- Sept. 9–Oct. 13
- With aid of bait
- With all other legal methods not using dogs

All other zones where dogs are permitted:

- Sept. 9–15
- With aid of bait
- With all legal methods not using dogs
- Sept. 16–Oct. 6
- With aid of dogs
- With aid of bait
- With all other legal methods
- Oct. 7–13
- With aid of dogs only

MIGRATORY BIRDS

Early Canada Goose Statewide	Sept. 1–15
Early Teal Season	Sept. 1–9
Duck Season Youth Northern Zone Southern Zone Mississippi Zone	Sept. 19 & 20 Sept. 26–Nov. 24 Oct. 3–11 & Oct. 17–Dec. 6 Oct. 3–11 & Oct. 17–Dec. 6
Regular Goose Season Northern Zone Southern Zone Mississippi Zone	Sept. 16–Dec. 16 Sept. 16–Oct. 11, Oct. 17–Dec. 6 & Dec. 22–Jan. 5, 2021 Oct. 3–11 & Oct. 17–Jan. 5, 2021
Woodcock Statewide	Sept. 19–Nov. 2
Mourning Dove Statewide	Sept. 1–Nov. 29

FURBEARER HUNTING

Coyote	Continuous open season.
Fox (Red and Gray)	Oct. 17–Feb. 15, 2021
Bobcat Period 1 Period 2	Oct. 17–Dec. 25 Dec. 26–Jan. 31, 2021
Raccoon Resident Non-resident	Oct. 17–Feb. 15, 2021 Oct. 31–Feb. 15, 2021

Woodchuck, Opossum, Skunk, Weasel and Snowshoe Hare
No season limits, bag limits, size limits or possession limits, but a license is required.



GENERAL HUNTING REGULATIONS

DEFINITIONS

Accompany

Within visual and voice contact without the aid of any mechanical or electronic amplifying device other than a hearing aid.

Afield

An area where hunting can legally occur, such as fields, forests or similar areas.

Aggregate daily bag limit

The maximum number of migratory game birds permitted to be taken by one person in any one day, when the person hunts in more than one zone or state and/or more than one species for which a combined daily bag limit is prescribed. The aggregate daily bag limit is equal to the largest daily bag limit prescribed for any one species or for any one zone or state in which the taking occurs.

Buck deer

A deer with at least one antler that is three inches or longer in length.

Daily bag limit

The total number of a particular game species that a person may harvest in one day, regardless of how long or often that person hunted that day.

Firearm

Any weapon that uses gun powder, including black powder or black powder substitutes for muzzleloaders.

Highway

The entire width between the boundary lines of every public road, but does not include private roads and driveways.

Migratory game birds

Any bird which is migratory and for which an open season has been prescribed.

Point of kill

The location at which a light is used to illuminate, identify and kill an animal. It does not include shining a light for the purpose of searching for wild animals whose specific location the hunter does not yet know.

Possession limit

The maximum number of a game species that a person may possess at-large and includes all game stored or controlled by a person, regardless of the proximity to the location of storage.

Public-access land

Lands open to hunting that are owned, under easement to, or leased by federal, state, county, or municipal government. Managed Forest Law lands, Forest Crop Law lands, public utilities lands, and lands acquired with State stewardship funds that are open to hunting are

also considered public-access lands.

Public road

Roads shown on the current official highway map available from the Department of Transportation for public use. This does not include private roads or driveways.

Roadway

The portion of the highway which is improved or ordinarily used for vehicle travel, excluding the berm or shoulder.

Take

To legally kill or harvest under the authority of a license and appropriate harvest authorization.

Unprotected species

Mammals and birds that can be hunted year-round without bag limits or shooting hours restrictions, and includes starling, English (house) sparrow, chukar partridge, coturnix quail, feral pigeon, opossum, skunk, weasel, woodchuck, porcupines and all other wild mammals not specifically mentioned in the hunting and trapping regulation pamphlets and not listed as an endangered, threatened or protected species (see "protected species" on page 5 for more information).

Vehicle

Any device, motorized or not, in, upon or by which any person or property is or may be transported or towed upon a highway or other roadway. For example, cars, trucks, tractors, ATVs, UTVs, trailers, bikes and similar devices.

Waterfowl

Ducks, geese, brant, mergansers, coots and gallinules.

WEAPONS AND AMMUNITION

Weapons

It is illegal to:

- Hunt with any means other than a rifle, shotgun, handgun, muzzleloader, bow and arrow, crossbow or falconry.
- Hunt with a machine gun or other fully automatic weapon.
- Hunt a game bird with or while in possession of a shotgun larger than 10 gauge.
- Hunt deer with any air gun or rimfire rifle.
- Possess or use any firearm for hunting if you are a felon or have been prohibited from possessing a firearm under Wisconsin law. (A hunting license does not authorize a felon to possess a firearm for hunting.)
- Shoot a firearm within 100 yards of a building devoted to human occupancy while on lands the

hunter does not own, including public lands and public waters, without the permission of the owner or occupant of the building

Ammunition

It is illegal to:

- Use, possess, or have under control of any of the following while hunting:
 - Shot shells containing shot larger than T, except when hunting for furbearing animals.
 - Any tracer or incendiary ammunition that is not a distress flare.
 - Any bullet, arrow, or bolt that is designed or modified to explode or deliver poisons or drugs.
 - Hunt a game bird with any ammunition other than an arrow, bolt, or shot shell that consists of more than one projectile.
- Hunt a deer, bear, or elk with any ammunition other than an arrow, bolt, or bullet that is a single projectile of an expanding design.
- Hunt game birds or wild turkey with lead or other toxic shot while on federal Waterfowl Production Areas (WPAs).

Reasonable equipment

It is illegal to hunt with any weapon or ammunition that is of inherent design, or used in such a manner, as to not be reasonably capable of reducing a target wild animal to possession. The following are presumed reasonable equipment:

- A firearm with a caliber of at least .22.
- A bow with a minimum draw weight of 30 pounds.
- A crossbow with a minimum draw weight of 100 pounds.
- A raptor, as defined in s. NR 18.01 (10).
- Commercially manufactured or similar hand-loaded or re-loaded ammunition.
- An arrow or bolt with a sharpened broad-head blade.

Muzzleloaders

Muzzleloaders may be used statewide during any firearm deer season.

During the muzzleloader-only deer season, all muzzleloaders must have a solid threaded breech plug making them capable of being loaded only from the muzzle. Black powder revolvers are not legal during the muzzleloader-only season because they are capable of being loaded by the cylinder instead of the muzzle.

Handguns

It is illegal to:

- Possess a concealed handgun unless authorized by a Concealed Carry License or otherwise authorized to possess a concealed firearm
- Hunt with a handgun, including muzzleloading handguns, if under age 18.

Short-barreled shotgun or rifle

Rifles must have an overall minimum length of 26 inches with a 16-inch minimum barrel length. Shotguns must have an overall minimum length of 26 inches with an 18-inch minimum barrel length unless the user has a federal license to possess a “short-barreled” rifle or shotgun.

Bows, arrows and crossbows

Crossbow and bow and arrows may be used by any person hunting under the authority of a gun license during any firearm season (i.e. small game, gun deer or muzzleloader for deer season). Bows and crossbows are legal for any person to use for hunting wild turkey under the authority of a turkey hunting license or hunting migratory birds and small game under the authority of a small game hunting license and nonresident furbearer license.

A crossbow is not legal to hunt under the authority of an archer license and bow and arrow is not legal to hunt under the authority of a crossbow license.

Bow and arrow may be used to hunt small game and migratory birds under the authority of an archery license, and a crossbow may be used to hunt small game and migratory birds under the authority of a crossbow license.

Arms transportation

All firearms (excluding handguns) must be unloaded when inside any vehicle, whether moving or stationary, and must be unloaded when inside or on any moving vehicle.

Note: A loaded firearm may be placed on, but not inside, a vehicle which is stationary. All firearms, bows and crossbows must be unloaded when inside or on any motor-driven boat while the motor is running. A firearm is considered unloaded if the shell or cartridge is removed from the chamber and any clip, magazine or cylinder that is attached to the firearm is empty, the cap or primer is removed from a percussion muzzleloader, the flashpan of a flint lock muzzleloader is cleaned of powder or the battery is disconnected and removed from an electronic-ignition system muzzleloader.

Qualified persons with disabilities with the permit authority to shoot from a stationary vehicle must have all firearms (other than handguns) unloaded while the vehicle is in motion.

It is illegal to:

- Place, possess or transport a cocked crossbow inside or on a motorized vehicle unless it is unloaded (bolt removed).
- Load a firearm other than a handgun while inside or to discharge any firearm, including handguns, inside or from any moving or stationary vehicle except for certain disabled hunters with proper permits.

Use of devices

It is illegal to:

- Hunt any animal with the aid of any aircraft, including unmanned aircraft or drones.

- Use, or possess with the intent to use, laser sights while hunting except by Class C visually disabled permit holders.
- Use or hunt with a firearm equipped with a suppressor or silencer, unless the hunter possesses the proper federal firearm license that authorizes possession and use of the device.

Hunting near roadways

It is illegal to:

- Hunt within 50 feet of the roadway's center.
- Discharge a firearm, shoot an arrow from a bow or shoot a bolt from a crossbow:
 - from or across a highway.
 - within 50 feet of the roadway's center.

The above prohibition applies to all public roads. **Note:** Certain exceptions are allowed for Class A and Class B shoot from vehicle disabled permit holders, and for hunting small game from dirt or gravel roads with shotguns loaded with fine shot. Visit dnr.wi.gov, keywords “disabled permits” for more information.

Shining

It is illegal to:

- Use or possess with intent to use, a light including vehicle headlights for shining any wild animal while hunting or in possession of a firearm, bow and arrow or crossbow. This includes laser sights on firearms, bows and crossbows. Exceptions apply for Class C disabled permit holders and for hunting certain small game. See night hunting section below.
- Use or possess with intent to use, a light including vehicle headlights for shining wild animals between the hours of 10 p.m. and 7 a.m. from Sept. 15 through Dec. 31 whether or not in possession of a firearm, bow or crossbow.

Note: Check with the local sheriff's department or local officials for local shining restrictions.

Taking of game

It is illegal to:

- Take or possess any deer or wild animal which has been lawfully obtained by someone else without having that person's consent.
- Not immediately kill all game taken and make it part of the daily bag.
- While afield, possess game killed by another unless accompanied by the holder of the harvest authorization for the deer.
- Possess game taken by another unless able to provide the registration confirmation number, or name and address or customer ID of the holder of the harvest authorization;
- Gift game to any person while afield. All game given as a gift remains counted toward the daily bag limit of the holder of the harvest authorization;
- Carelessly waste game. The hunter must make every reasonable effort to retrieve all game that is killed or crippled. Until such effort is made, the game shall be included in the daily bag.

Note: This rule does not allow hunters to trespass without permission of the landowner nor to shoot game beyond legal shooting hours.

Night hunting

Unprotected species (as well as coyote, fox and raccoon) may be hunted without shooting hour restrictions except if hunting with a bow or crossbow, the hours listed on pages 30–31 apply for hunting all species during the bear and archery/crossbow deer seasons.

- **Use of lights:** A flashlight or firearm-mounted light may be used at the point of kill while hunting on foot for coyote, raccoon, fox or

unprotected species. Lights may not be used to shine for these animals while in possession of firearm, bow or crossbow.

Use of dogs for hunting

Dogs may not be used to hunt elk or deer. Dogs are legal to use for hunting small game mammals, game birds, furbearing animals, migratory game birds and unprotected species. Dogs may be used for hunting wild turkeys only during the fall season.

Note: Dogs kept on a leash may be used to follow a blood trail in order to locate a wounded deer or elk as long as the trackers do not possess a firearm, bow or crossbow.

- Dogs may not kill any wild animal.
- Dogs may not hunt or pursue any free-roaming wild animal from May 1 to June 30 in the portion of the state north of the highways shown on the map below, except as authorized for raccoon and rabbit dog trials or training under the authority of a dog trial or training license.
- Dogs are considered private property and are protected by law. Only conservation wardens may kill dogs chasing deer. Owners may be held responsible for damage their dogs cause.
- A dog that is actively engaged in a legal hunting activity, including training, is not considered to be running-at-large as long as the dog is monitored or supervised by a person and the dog is on land that is open to hunting or on land on which the person has obtained permission to hunt or to train a dog.
- A dog allowed to run on lands without permission is considered to be running-at-large and may be taken into custody by a humane officer or law enforcement officer.

DOG TRAINING RESTRICTIONS AREA



Highly Visible Clothing Requirement

When and where a firearm deer season (listed on page 3) is in progress, it is illegal to hunt any game, except waterfowl, unless at least 50% of the hunter's outer clothing above the waist is colored blaze orange or fluorescent pink. A hat or other head covering, if worn, must be at least 50% blaze orange or fluorescent pink. Faded or stained blaze orange or fluorescent pink clothing is unsafe and may not meet law requirements. Although not as visible, camo-blaze is legal if 50% of the material is blaze orange or fluorescent pink. The DNR recommends 100% solid blaze orange or fluorescent pink.

Note: Highly visible clothing requirements do not apply to those hunters participating in legal night hunting (e.g., raccoon) from ½ hour after sunset to ½ hour before sunrise.

Protected species

Hunting protected species—such as badger, jackrabbit, moose and flying squirrel—is prohibited. See Ch. NR 10.02 for more details.



LICENSING REQUIREMENTS

	Resident	Non-resident
WATERFOWL HUNTING		
Small game hunting license (see small game section for junior and mentored hunting options)	\$18	\$85
State waterfowl stamp	\$7	
Federal waterfowl stamp	\$28	
Early goose permit	\$3	
Regular goose permit	\$3	
TURKEY HUNTING		
Fall turkey hunting license	\$15	\$60
Spring turkey hunting license	\$15	\$60
Bonus harvest authorizations	\$10	\$15
Wild turkey stamp	\$5.25	
DEER HUNTING		
Gun deer license	\$24	\$160
Junior gun deer license	\$20	\$36*
Archery license	\$24	\$160
Crossbow license	\$24	\$160
Junior crossbow	\$20	\$77**
Archer or crossbow upgrade	\$3	
Bonus antlerless harvest authorizations	\$12	\$20
Mentored gun deer, archer or crossbow (11 years old or younger)	\$7	

■ *All license, stamps and permits can be purchased at gowild.wi.gov.*

Please see the individual species sections for more information on specific licensing requirements.

* Purchase junior sports license

**Purchase junior conservation patron license

*** Available to Wisconsin residents, active duty armed forces stationed in or outside of Wisconsin, on furlough or leave

REDUCED LICENSE FEES

Youth ages 11 and younger, first-time hunters and those who have not hunted in the preceding 10 years are eligible to purchase hunting licenses at a reduced fee. Resident hunters who recruit three first-time hunters, trappers or anglers are also eligible for reduced fees. For more information on license options, visit dnr.wi.gov, keyword "license."

	Resident	Non-resident
SMALL GAME AND UPLAND GAME BIRDS		
Small game hunting license	\$18	\$85
Junior small game age 12-17	\$9	\$36
Mentored small game		\$7
Senior citizen small game (65+)	\$9	
Resident armed forces members fishing/small game license	Free***	
5-day small game		\$55
Pheasant stamp		\$10
Mentored pheasant stamp		\$4.50
Bobcat application		\$6
Nonresident furbearer hunting license		\$160
BEAR HUNTING		
Bear application		\$4.50
Hunting license for those drawn in limited draw	\$49	\$251
ELK HUNTING		
Elk application	\$10	
Hunting license for those drawn in limited draw	\$49	
COMBINATION LICENSES		
Conservation patron license	\$165	\$600
Conservation patron junior license	\$75	\$77
Conservation patron Purple Heart license	\$10	\$161
See page 8 for full list of items included with a patron license.		
Sports license	\$60	\$275
Junior sports license (Sports license includes fishing, small game and gun deer hunting licenses)	\$35	\$36

HUNTER EDUCATION REQUIREMENTS

Persons born on or after January 1, 1973 must present their Wisconsin Hunter Education Certificate or proof of a hunter safety course recognized by the department from another state, province or country; or a Wisconsin hunting license from a previous year that has the hunter safety number printed on it; or proof of successful completion of basic training in the U.S. Armed Forces, Reserves or National Guard to purchase any hunting license. If a person has not completed hunter education, that hunter may only obtain a license that requires hunting with a mentor in compliance with the Hunting Mentorship Program.

A parent or guardian who is at least 18 years of age must accompany hunters who are ages 12 to 13 and who have completed Hunter Education. Accompanied means within sight and voice contact without the aid of any mechanical or electronic amplifying device other than a hearing aid. Persons under the age of 12 may not hunt unless participating in a DNR Learn to Hunt event or the Hunting Mentorship Program. Persons under age 18 may not possess firearms for non-hunting purposes unless accompanied by an adult, except that persons ages 14–17 who have completed Hunter Education can possess legal shotguns and rifles without being accompanied by an adult.

Hunting Mentorship Program

The Hunting Mentorship Program allows hunters of any age to obtain a hunting license and hunt without first completing a Hunter Education Course, with the following requirements:

- The hunter must: 1) hunt within arm's reach of a mentor, regardless of age; 2) possess appropriate hunting license(s), permit(s) and tag(s); and 3) comply with all hunting laws, seasons and bag limits.
- The mentor must: 1) be at least 18 years old; 2) be a hunter education graduate, unless born before Jan. 1, 1973 or have completed basic training with the Armed Forces; 3) be the hunter's parent or guardian or have the permission of the hunter's parent or guardian before acting as a mentor for the hunter if the hunter is under the age of 18; and 4) possess a current Wisconsin hunting license (the type of license does not matter unless attempting to harvest game).

Note: Mentors are exempt from the need for a hunting license if: 1) hunting on a licensed bird or deer hunting preserve; 2) hunting on land the mentor owns or occupies.

For a species the mentor does not require a license to hunt both the hunter and the mentor may possess a weapon while participating in the hunting mentorship program. Adults may not hunt waterfowl during the youth waterfowl hunt.

For more information on the Hunter Mentorship Program, visit dnr.wi.gov, keywords "mentored hunting."

Armed Forces Members

People who provide proof of successfully completing basic training in the U.S. Armed Forces, Reserves or National Guard are exempt from hunter education requirements.

WISCONSIN RESIDENCY

A person must have maintained a permanent residence in Wisconsin for 30 consecutive days immediately before purchasing a license. Domiciliary intent is required. Evidence of domiciliary intent includes where the person votes, pays personal state income taxes or obtains a driver's license. Mere presence in the state for a 30-day period and/or ownership of property is not sufficient to establish residency.

Note: Non-residents under 18 who have a parent that is a Wisconsin resident may purchase licenses at resident prices.

■ PERMIT APPLICATION DEADLINES

Species	Application Date	Drawing Date
Elk	May 31	Early June
Bobcat	August 1	Mid-September
Spring Turkey	December 10	Early January
Bear	December 10	Early February

To check on your drawing status, visit gowild.wi.gov

■ FORM OF PROOF AND REPRINTS

The following are considered forms of proof of licenses, state stamps, permits and harvest authorizations: a paper copy, an authenticated Wisconsin driver's license, a DNR-issued GoWild Conservation Card or a digital PDF file issued by the department and displayed on an electronic device. For more information about acceptable forms of proof, visit dnr.wi.gov, keywords "prove it."



Note: Viewing licenses and harvest authorizations in the Hunt Wild app or photo images of paper licenses on a cell phone do not serve as a valid proof of license.

It is illegal to use or carry another hunter's license, tags, permits or harvest authorizations while engaged in hunting.

■ TRANSFERS OF APPROVALS AND PREFERENCE POINTS

A person who has been awarded certain hunting approvals may transfer the approvals in certain circumstances. The graph below outlines what types of approvals are eligible to be transferred and the circumstances in which each may be transferred.

Type of approvals	Transferable to a minor	Transferable to persons with disabilities	Transferable to active duty / purple heart	Transferrable upon death to a minor
Bear license	Yes	Yes	Yes	Yes
Spring turkey license	Yes	Yes	No	Yes
Sharp-tailed grouse permit	Yes	Yes	No	Yes
Bobcat permit	Yes	Yes	No	Yes
Elk license	Yes	Yes	No	Yes
Preference points	No	No	No	Yes

Approvals not listed in the table are not eligible for transfer. For more information on these types of transfers, including eligibility requirements and deadlines, go to dnr.wi.gov, keywords "permit transfer."

■ LANDOWNER EXCEPTIONS

- A landowner is required to have a license to hunt deer, bear, turkey, game birds, migratory game birds and bobcats. The owner or occupant of any land and members of their family may, without a license and subject to all other restrictions except seasons, hunt or trap on their own property for beaver, fox, coyote, raccoon, woodchuck, rabbit and squirrel yearround, and unprotected species causing damage or a nuisance, and may sell the skins of these species.
 - Family members who do not live with the owner or occupant of the land may also hunt or trap certain species without a license on this land only if they are siblings and/or children of the owner or occupant and are under the age of 18.
 - Mentorship rules apply to youth ages 11 and under; see page 7 for more details.
- Grackles, red-winged blackbirds and cowbirds are protected species and may not be hunted for recreational purposes. They may be killed on private lands without a hunting license or federal permit only if they are causing damage or are about to cause damage to trees, crops, livestock, or wildlife, or if they are concentrated in large numbers that may constitute a health hazard or other nuisance. Crows may also be killed without a federal permit and outside the normal crow season in these situations. Non-toxic shot is required when shooting crows outside the normal season and when shooting grackles, red-winged blackbirds and cowbirds which are causing damage or a nuisance.) For more information, visit dnr.wi.gov, keywords "nuisance wildlife."

■ CONSERVATION PATRON LICENSE

Conservation Patron License includes:

- Annual Fishing License
- Great Lakes Trout & Salmon Stamp
- Inland Trout Stamp
- Sturgeon Hook & Line Inland
- Sturgeon Hook & Line WI-MI
- Small Game License
- Pheasant Stamp
- Gun Deer Hunting License
- Archery License
- Crossbow License
- Trapping License
- Fisher Application
- Spring Turkey Application
- Spring Turkey License (permit required)
- Turkey Stamp
- Fall Turkey License (permit required)
- Early Goose Permit (upon request)
- Regular Goose Permit (upon request)
- Waterfowl Stamp
- Annual Park Sticker*
- Annual State Parks Trail Pass*
- Admission to Heritage Hill State Park*
- Subscription to *Wisconsin Natural Resources Magazine**

*Not included with the Conservation Patron Junior License



■ LEARN TO HUNT

Hunters interested in learning more about hunting are encouraged to participate in one of the "Learn to Hunt" events. To learn more, visit dnr.wi.gov, keyword "LTH."



■ DOES YOUR DEER HAVE A COLLAR OR EAR TAGS?

Any wild animal wearing tracking collars or ear tags is part of a DNR research project in Wisconsin. They are legal for harvest. If you harvest or find a marked deer, please call 608-935-1940 and leave a message regarding the ear tag numbers or collar number and your contact information. For bobcats and coyotes, please call 715-577-6288.

RECRUITMENT, RETENTION, AND REACTIVATION (R3)

Wisconsin has been a treasured home to hunters throughout history. Hunting remains a strong part of our identity because *hunters like you* have passed on Wisconsin's hunting heritage. Whether you learned to hunt as a family tradition passed down through generations, or are hunting for the very first time, you are supporting game and non-game species *every time* you purchase a firearm, ammunition or a hunting license. Wisconsin DNR staff thanks *you* for providing the foundation for wildlife management in our great state.

What is R3? R3 stands for the **Recruitment, Retention, and Reactivation** of hunters, anglers, trappers and shooting sports enthusiasts. Though hunting plays a vital role in Wisconsin's heritage and economy, the number of people hunting each year is steadily declining. **Wisconsin DNR's R3 Program** is tasked with finding and implementing effective solutions to address declining numbers of hunters and anglers. For more information, visit dnr.wi.gov, keyword "R3."



WHAT CAN YOU DO?

■ LEARN TO HUNT

Weekend-long Learn to Hunt programs are run by local groups and teach novices hunting skills and techniques. Participants receive four hours of classroom/field instruction followed by a one-on-one hunt with an experienced mentor. No licenses, stamps* or Hunter Education Certification is needed to participate. Visit dnr.wi.gov, keyword "LTH."

■ LEARN TO HUNT FOR FOOD

Hunt for Food is an extended Learn to Hunt program for novice adults that provides additional discussion, demonstrations and hands-on field instruction before hunting one-on-one with an experienced mentor. No licenses, stamps* or Hunter Education Certification is needed to participate. Visit dnr.wi.gov, keyword "Hunt for Food."

■ BE A LOCAL LEARN TO HUNT OR HUNT FOR FOOD COORDINATOR

Are you an experienced hunter with the skills and network to host a program? Help pass on Wisconsin's hunting heritage to novices by coordinating a Learn to Hunt or Hunt for Food program in your community. Visit dnr.wi.gov, keyword, "LTH."

■ BE A VOLUNTEER MENTOR

Learn to Hunt and Hunt for Food programs are supported by volunteer mentors. Mentors must 1) have at least five years of hunting experience 2) be at least 18 years old 3) pass a background check every five years. Keyword: "LTH"

Take Wisconsin DNR's new Hunter Mentor Training to earn state liability insurance coverage while mentoring novice adults and families! Visit dnr.wi.gov, keyword "Mentor."

■ HUNTING MENTORSHIP PROGRAM

Take a novice hunter afield and hunt alongside them! See page 7 for program rules and mentee/mentor requirements.

*The Federal Duck Stamp is required for all Learn to Hunt waterfowl participants 16 years old and older.

DEER



DEER SEASON AND BAG LIMITS

Unless otherwise specified under “Special Restrictions”, the bag limit for all seasons is one buck deer per unused buck deer harvest authorization and one antlerless deer per unused antlerless deer harvest authorization valid for use in the specified zone, Deer Management Unit (DMU) and land type (public access or private). Bow buck deer harvest authorizations are weapon specific. For example, you may not use a rifle to fill your bow buck harvest authorization even during the firearm gun deer season. Junior antlerless deer harvest authorizations are valid statewide on the land type specified.

■ 2020 DEER HUNTING SEASONS

Season	Dates	Location	Special Instructions
Archery/Crossbow	Sept. 12 – Jan. 3, 2021 or Jan. 31, 2021*	Statewide	No bucks may be harvested during statewide antlerless-only hunt: Dec. 10-13.
Gun Deer Hunt for Hunters with Disabilities	Oct. 3-11	Statewide	See page 14 for more details.
Youth	Oct. 10-11	Statewide	See page 13 for more details.
Gun Deer	Nov. 21-29	Statewide	All weapon types are allowed. Metro sub-unit dates Nov. 21 - Dec. 9
Muzzleloader	Nov. 30-Dec. 9	Statewide (except for metro units)	See muzzleloader restrictions on page 4.
Antlerless – only	Dec. 10-13	Statewide	All weapon types are allowed. Only antlerless deer may be harvested.
Holiday Hunt	Dec. 24 – Jan. 1, 2021	Select Farmland Zone counties only (map page 11)	All weapon types are allowed. Only antlerless deer may be harvested.

* Archery/crossbow season closes on Jan. 31, 2021 in metro sub-units and in DMUs with extended archery/crossbow season. See map on page 11 for participating counties.

LICENSING REQUIREMENTS

What you need to hunt deer:

- Gun deer license, to harvest deer with a firearm.
- Archer License, to harvest deer with a bow and arrow.
- Crossbow License, to harvest deer with a crossbow.
- A valid, unfilled harvest authorization.

Note: The purchase of upgrade is required with either an archer or crossbow license in order to use both weapon types.

HARVEST AUTHORIZATIONS

Harvest authorizations are issued with each deer hunting license. The number and types of harvest authorizations issued with a deer hunting license may vary based on where in the state you are hunting. Some harvest authorizations are valid only during certain open seasons or when hunting in certain locations. Each harvest authorization allows the harvest of a single deer of the type specified. The following information outlines the types of harvest authorizations, weapon you may use to fill them, along with where and when they are valid.

Buck Harvest Authorizations

Gun Buck Deer Harvest Authorization

- Issued with a gun deer license and valid in any DMU statewide.
- Authorizes the harvest of one buck deer with any legal weapon type.
- Valid during any firearm deer season except in any DMU where an antlerless-only hunt is taking place. (Visit dnr.wi.gov, keywords “armed forces hunting” for military exceptions and page 14 for disabled hunter exceptions).

Bow Buck Deer Harvest Authorization

- Issued with a bow or crossbow license and valid in any DMU statewide.
- Authorizes the harvest of one buck deer by bow or crossbow depending on the license purchased.
- Valid during an open archery or crossbow season, except in any DMU where an antlerless-only hunt is taking place.

Antlerless Harvest Authorizations

Junior Antlerless Deer Harvest Authorization

- Issued to hunters ages 17 and younger with each gun, bow or crossbow license.
- Valid for taking one antlerless deer in any DMU statewide on the land type specified on the authorization.
- May be used during any open deer season with the weapon authorized by that license.
- May be filled ONLY by the authorization holder.

Farmland (Zone 2) Antlerless Deer Harvest Authorization

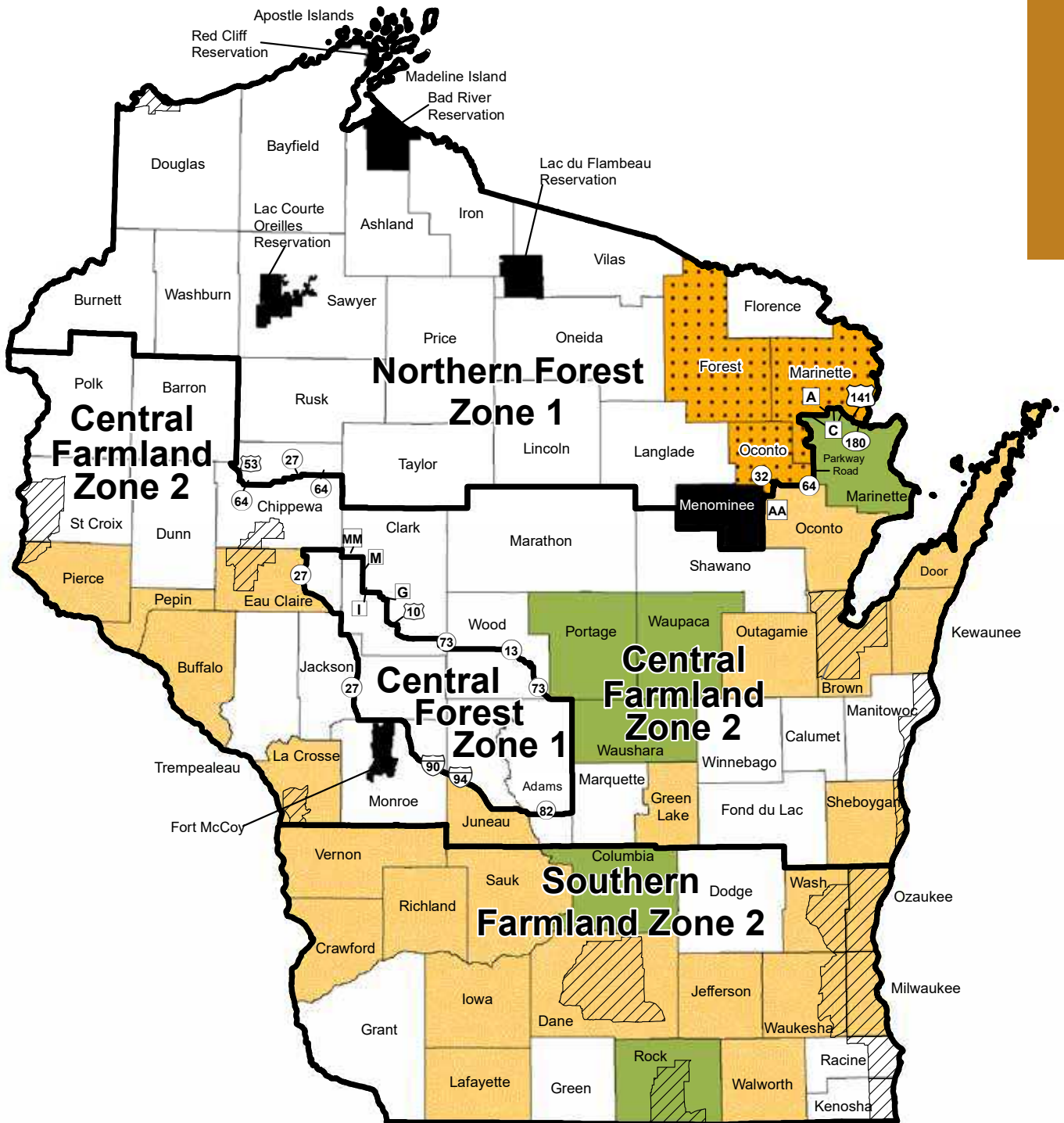
- One or more may be included with the purchase of an archer/crossbow and/or gun deer license depending on your selected DMU.
- Authorizes the harvest of one antlerless deer per authorization.
- Specific to the DMU and land type (public-access or private land) specified by the hunter at the time of purchase.
- May be filled with any weapon during any season with the correct license for the method of harvest and season.

Bonus Antlerless Deer Harvest Authorizations






- Sold on a first-come, first-served basis with a purchase limit of one per person per day.
- Authorizes the harvest of one antlerless deer per authorization.
- Valid only in the zone, DMU and land type (public-access or private) specified on the authorization.
- May be filled with any weapon during any season with the correct license for the method of harvest and season.

Metro Sub-unit Antlerless Deer Harvest Authorizations

- Available in select metro sub-units. Issued upon request, at no cost, with the purchase of an archer/crossbow or gun deer license.
- Bonus authorizations may also be available for purchase in select metro sub-units and land types.
- Only valid within the metro sub-unit boundaries, within the DMU selected, and on the land type (public-access or private) specified on the harvest authorization.
- See page 11 for metro sub-unit locations. For detailed maps, visit dnr.wi.gov/topic/hunt/dmu.html



Statewide: Bucks plus antlerless by harvest authorization

-  Buck-only – all seasons. No antlerless harvest authorizations available
-  Antlerless-only Holiday Hunt: Dec. 24 - Jan. 1, 2021
-  Antlerless-only Holiday Hunt + either-sex Extended Archery and Crossbow (through Jan. 31, 2021)
-  Metro Sub-units: visit dnr.wi.gov, keywords “deer management units” for more information on boundary lines and extended season dates
-  Non-quota Area: no harvest authorizations issued by the DNR

DEER CARCASS TRANSPORTATION REGULATIONS

Visit dnr.wi.gov, keywords “carcass movement” for the most current carcass transportation restrictions.

It is illegal to transport whole wild deer carcasses and parts of such carcasses that were harvested in a CWD-affected area outside of that area, except those deer carcasses and parts may be transported to a county that is adjacent to the CWD-affected area, or to licensed taxidermist or licensed meat processor if the delivery occurs within 72 hours of the deer being registered. The following may also be transported without restriction:

- Meat that is cut and wrapped (either commercially or privately).
- Quarters (including leg bones) or other portions of meat to which no part of the spinal column is attached.
- Meat that has been deboned.
- Hides with no heads attached, finished taxidermy heads, antlers.
- Clean skulls or skull plates with no lymphoid or brain tissue attached.
- Upper canine teeth (also known as buglers, whistlers or ivories).

A processor or taxidermist who receives a deer carcass must be informed that the deer was harvested within the CWD-affected area.

Many states and provinces restrict the importation of cervid carcasses and hunters should check the regulations of their home state or province, the state or province in which they will be hunting, and the states or provinces through which they will be traveling. For more information, please visit the CWD Alliance website at: www.cwd-info.org.

Quartering Your Deer

Hunters may divide a deer into as many as five pieces to facilitate removal of the carcass from the field, but the head must remain attached to one of the five parts of the carcass. The hide and lower legs, if removed, do not count as one of the five parts. Only one deer that has been quartered may be stored or transported at a time prior to registration, but quartered deer can be transported with other intact deer. The lower legs up to the tarsus joint (ankle or hock) on the hind legs and up to the carpus joint (wrist or knee) on the front legs may also be removed. All parts of the deer, except the entrails, must be removed from the field. Deer must be kept intact while afield, except for field dressing, skinning and quartering.

BAITING AND FEEDING DEER

Scents

Scents which are used only to attract deer by odor may be used for hunting deer statewide, but the scent may not be placed or deposited in a manner that makes it accessible for consumption by deer. Scents shall be removed daily at the end of shooting hours, except two ounces or less of scent do not need to be removed daily and may be placed, used or deposited in any manner for hunting deer.

Natural Vegetation and Plantings

Hunting with the aid of material deposited by natural vegetation, material found solely as a result of normal agricultural or gardening practices, or with the aid of crops planted and left standing as wildlife food plots is legal. It

is illegal to establish or maintain food plots/ plantings on DNR-owned or -managed lands.

Baiting

It is illegal to place, use or hunt deer over bait or feed material in certain counties. Visit dnr.wi.gov and search “baiting and feeding” for a map of prohibited locations. For the remainder of the state, baiting for hunting purposes is allowed only under the following conditions:

Amount

On each contiguous parcel of land under the same ownership, up to 2 gallons of bait may be placed in total if the parcel is less than 40 acres. If the parcel is 40 acres or more, 2 gallons may be placed per every 40 acres. *Bait may be spread out or divided into more than one pile as long as the total amount of bait or feed material is not more than two gallons per 40 acres.*

Placement

It is illegal to:

- Place a baiting site within 100 yards of another baiting site.
- Hunt within 100 yards of more than two

gallons of bait on the same parcel of land.

- Place a baiting site within 50 yards of any trail, road or campsite used by the public, or within 100 yards of a roadway having a posted speed limit of 45 mph or more.
- Place feed at a deer feeding site that is known to be used by bear or elk.

Timing

It is illegal to:

- Place, use or hunt over bait or feed for hunting purposes during the closed deer season, except bait may be placed starting the day prior to the archery deer season opener. In 2020, bait may be placed for deer hunting starting at 12 a.m. on September 11. Baiting must stop at the close of all deer seasons.
- Hunt over bait or a feeding site that is in violation of these regulations unless the area is completely free of bait or feed material for at least 10 consecutive days prior to hunting, pursuing animals or dog training.

Note: Removal of unlawfully placed bait or feed material does not preclude the issuance of a citation for the original placement of unlawful baiting or feeding material.

■ REGISTER THAT DEER – IT’S REQUIRED!

► Register your deer through GameReg by

5 p.m. the day after recovery. All registration is electronic.

- Register online (fastest and easiest method): gamereg.wi.gov.

- Register by phone: 1-844-426-3734 (1-844-GAMEREG) (available 24 hours). When prompted, use the numbers on your phone keypad to spell the first three letters of the county. For example, for Adams County, enter A-D-A by pressing “232.”

- Register in person: Find a station that offers a phone or computer for registration at dnr.wi.gov, search “registration stations”.

► Have your deer harvest authorization number handy to enter at the start of the registration process.

► You will receive a 10-character confirmation number for your records once your deer has been successfully registered. For white-tailed deer, all confirmation numbers begin with “W” and are issued in the format W12-345-6789.

► Learn more about GameReg at dnr.wi.gov, keyword “GameReg.”



Content

It is illegal to:

- Place, use or hunt over any bait or feed material that:
 - Contains any animal part or animal byproduct. Animal parts and byproducts include honey, bones, fish, meat, solid animal fat, animal carcasses and parts of animal carcasses, but do not include liquid scents.
 - Is contained in or deposited by a feeder that is designed to deposit or replenish feed automatically, mechanically or by gravity.
 - Contains or is contained within metal, paper, plastic, glass, wood or other similar processed materials. This does not apply to scent materials.

GROUP HUNTING LAW

It is illegal to kill game for another person except during a firearm deer season when a member of a group deer hunting party may kill a deer for another member of the party. However, junior antlerless deer harvest authorizations issued to those age 17 and under may only be filled by the person to whom the authorizations are issued. Group hunting is not legal for persons hunting with bows and crossbows. All participants must be licensed and each must possess a firearm. Members of a group deer hunting party should also agree in advance that a harvest authorization holder is willing to use their authorization number to register a deer killed by another member of the party.

- A group deer hunting party must be two or more hunters who are hunting together within sight or voice contact at all times. Temporary loss of voice or visual contact for a reasonable time due to terrain or weather conditions is acceptable. Hunters may not kill deer for persons who are not out actively hunting with

the party.

- Hunters in a group hunting party may not use cellular phones, special free radio communications, or other mechanical or electronic amplifying devices (except hearing aids) to establish contact with the person for whom the deer is killed.
- Convicted felons cannot participate in group deer hunting or allow use of their harvest authorization by anyone else, because felons cannot possess a firearm. People participating only as deer drivers are not required to possess firearms or hunting licenses.
- Adults may not hunt deer with firearms during the youth gun deer hunt.
- While group hunting, a mentor may not fill any of their mentee's deer harvest authorizations.

POSSESSION AND SALE OF DEER

It is illegal to:

- Possess any deer from which the antlers have been removed, broken, shed or altered so as to make determination of the legality of the deer impossible. Any such deer is considered an illegal deer if taken during a season for hunting only antlerless deer.
- Possess a deer carcass unless the hunter possesses the appropriate proof of a deer harvest authorization.
- Sell, purchase, barter, or offer to sell, purchase or barter any deer or deer part, except the head, skin (not in spotted coat) and antlers (not in velvet) of any deer may be sold or bartered when these parts are separated from the rest of the carcass.
- Possess albino deer which are entirely white except for the hooves, tarsal glands, head and parts of the head unless special written authorization is obtained from the department.

Note: Deer with antlers in velvet or in spotted coat may be harvested during the open deer season. The velvet antlers and spotted hide may not be sold or transferred to another person. Albino and all-white deer may not be harvested.

SPECIAL HUNTS

Youth Gun Deer Hunt

- Open only to persons 15 years of age and younger who possess a gun deer license.
- This hunt occurs statewide in all areas open for hunting.
- Youth hunters must be accompanied by an adult parent or guardian even if the youth is 14 or 15 years old and holds a hunter education certificate. One adult may not accompany more than two youth hunters at the same time.
- All other hunting regulations apply, **including highly visible clothing requirements for all hunters except waterfowl hunters.**
- Hunting mentorship rules apply to all youth age 11 and under and to any youth who has not completed hunter education. See page 7 for more information on the hunting mentorship program.

Gun Deer Hunt for Hunters with Disabilities

Special gun deer hunting opportunities on sponsored properties are available to hunters with disabilities who hold a Class A, C or D disabled permit or holders of a Class B permit that is issued for longer than one year and which authorizes hunting or shooting from a stationary vehicle. A gun deer license and a sponsor are required.

DON'T SHOOT AN ELK!

Watch for similarities and differences while in the field.

- Full-grown elk are larger than full-grown deer. An adult elk stands 4-5 feet at the shoulders, while deer will stand 3-3 1/2 feet at the shoulders. However, a 5-6 month-old elk calf will be about the same size as an adult white-tailed doe.



- Elk have a tan rump patch, black legs and a dark brown mane.
- Deer have legs the same color as their bodies and a white throat patch.

- White-tailed antlers curve forward.
- Elk antlers are swept back.



LINDA FRESHWATERS ARNDT

- Disabled hunters who wish to participate must contact a hunt sponsor before September 1. Contact information is available at dnr.wi.gov, keywords “disabled deer hunt.”
- The valid authorizations for the gun hunt for hunters with disabilities are as follows:

- Gun buck deer harvest authorization.
- Farmland (Zone 2) antlerless deer harvest authorizations.

Note: Anyone participating in this hunt may use **one** Farmland (Zone 2) antlerless deer harvest authorization to take an antlerless deer in any unit statewide. Additionally, if the disabled hunter has also purchased an archer/crossbow license, he/she may take one additional antlerless deer during this hunt.

- Bonus antlerless deer harvest authorization.
- During this special hunt on sponsored properties, the hunter may use the Farmland (Zone 2) antlerless deer harvest authorization on either land type regardless of the land type designated on the authorization. If the hunter does not fill the authorization during this hunt, he or she must use the authorization to harvest an antlerless deer during the other deer seasons only on the land type specified.



■ VENISON AND CWD

WHAT HUNTERS SHOULD KNOW

Chronic Wasting Disease is a fatal disease that affects the nervous system of deer, elk and moose. The disease is caused by an abnormal protein called a prion, which can survive cooking temperatures. Prions concentrate in certain tissues, such as the brain, spinal cord, lymph nodes and spleen, and are present in lower concentrations in other tissues such as muscle. The U.S. Centers for Disease Control and Prevention state that to date, there have been no reported cases of CWD infection in people. However, in the interest of safety, the CDC advises that hunters not consume meat from deer, elk or moose which test positive for CWD.

In keeping with this recommendation, the Wisconsin Division of Public Health recommends that venison from deer harvested in CWD-affected areas not be consumed or distributed to others until CWD test results on the source deer are known to be negative.

If you have your deer or elk commercially processed, consider asking that your animal be processed individually to avoid mixing meat from multiple animals. Venison from multiple deer should be kept separate and labeled before freezing. For more information on human prion disease, call the Wisconsin Department of Health Services at 608-267-9003.

For recommendations on the safe handling of deer, visit dnr.wi.gov, keywords “carcass disposal.”

■ LOOKING FOR CARCASS DISPOSAL OR CWD TESTING LOCATIONS?

The Wisconsin DNR’s Hunt Wild App includes maps with carcass disposal and CWD sampling locations, along with public lands maps, online regulation, access to GameReg and shooting hours tailored to your location. Download it today by visiting dnr.wi.gov, keywords “Hunt App.”

■ CHECK YOUR DEER’S CWD TEST RESULTS

Check the CWD test result of your harvested deer online! Visit dnr.wi.gov, keywords “CWD results” and follow the instructions to obtain your results.

ELK

GENERAL RESTRICTIONS

- The bag limit is one bull elk per elk carcass tag.
 - Bull elk means any elk with an antler of at least 6 inches in length.
- Blaze orange or fluorescent pink clothing is highly encouraged but not required.
- It is prohibited to feed elk or hunt over bait.
- Group elk hunting is not allowed. However, people accompanying the hunter may participate in all aspects of the hunt except shooting an elk.

ELK

SEASON DATES

Oct. 17–Nov. 15; Dec. 10–18

Application and License Requirements

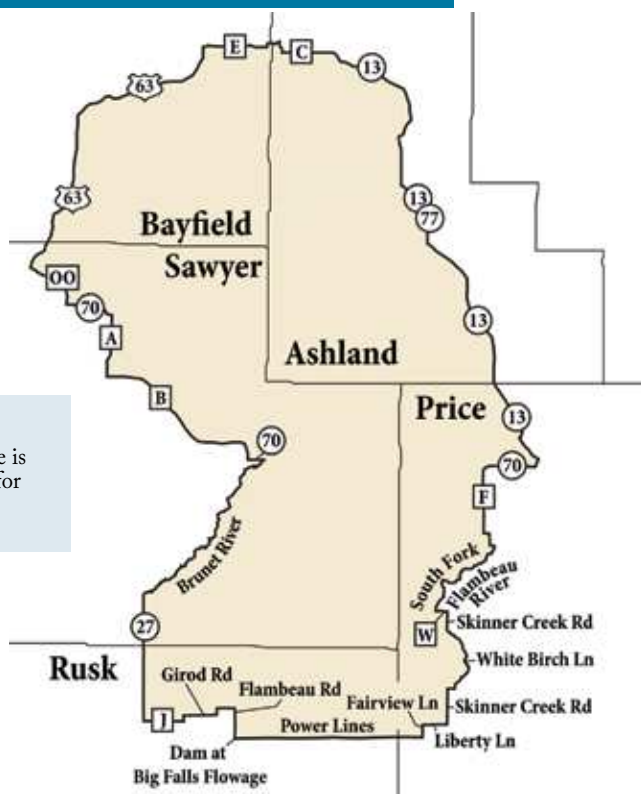
What you need to hunt elk:

- Elk application
 - Elk license
 - Elk carcass tag
 - Completion of Wisconsin Elk Hunter Orientation
-
- Currently, only Wisconsin residents are eligible to apply for and receive an elk hunting license. For application deadlines and fees see pages 6–7.
 - All elk hunters must participate in a Wisconsin Elk Hunter Orientation course prior to being issued an elk hunting license. The DNR will contact successful applicants with details.
 - A person may be issued or transferred only one elk license in their lifetime.
 - Only license drawing winners may purchase an elk license.

TAGGING AND TRANSPORT

- You must validate the carcass tag immediately upon killing and before field dressing or moving the elk.
- You must attach the validated carcass tag to the animal before you leave it. You do not need to attach the tag as long as you remain with the carcass, such as when dragging it out of the field.
- To facilitate removal from the field, an elk may be divided into not more than five parts, not including the hide or lower legs up to the tarsus joint (ankle or hock) on the hind legs and up to the carpus joint (wrist or knee) on the front legs. The head and neck must remain attached to one of the other parts of the animal, not including the hide. All parts of the elk, except the entrails, must be removed from the field and exhibited at the time of registration. Only one elk that has been quartered may be stored or transported at a time.
- It is illegal to transport another person's unregistered elk unless accompanied by the person issued the carcass tag.
- The person who tags the elk must keep the carcass tag with the butchered meat until it is consumed.

AREAS OPEN FOR ELK HUNTING IN 2020



- Over 70% of the northern elk range is public land open for elk hunting.

REGISTRATION

- In-person registration is required. All harvested elk must be presented in person at a designated location. Location and hours of operation will be shared prior to the start of the elk hunting season.
- Each elk must be registered by 5 p.m. the day after recovery of the carcass, and prior to its removal from the elk management zone.
- At the time of registration, hunters shall provide the DNR with information about the location of the kill. If requested, you must allow the department to collect tissue or other samples.

MORE INFORMATION

For more information about elk in Wisconsin, visit dnr.wi.gov, keyword “elk.”

SMALL GAME/ UPLAND BIRDS



JERRY DAVIS

TURKEY

Season	Area/Period	Opening	Close	Bag Limit
Fall 2020	Zones 1-5 Zones 6 & 7	Sept. 12 Sept. 12	Jan. 3, 2021 Nov. 20	One turkey of any age or sex per harvest authorization
Spring 2021	Period A Period B Period C Period D Period E Period F	April 21 April 28 May 5 May 12 May 19 May 26	Apr. 27 May 4 May 11 May 18 May 25 June 1	One bearded or male turkey per harvest authorization
Youth 2021	The turkey zone for which the harvest auth. was issued	April 17	April 18	One bearded or male turkey per harvest authorization. See page 17 for more details.

Licenses/Stamps/Harvest Authorizations

What You Need to Hunt Turkey:

- Spring turkey hunting license, if hunting in spring
- Fall turkey hunting license, if hunting in fall
- Wild turkey stamp (valid for spring and fall)
- An unfilled turkey harvest authorization valid for the season, period and zone you are hunting

Note: A person is considered to be hunting turkey if they possess a firearm, crossbow or bow and arrow and turkey decoys or a turkey call during an open turkey hunting season.



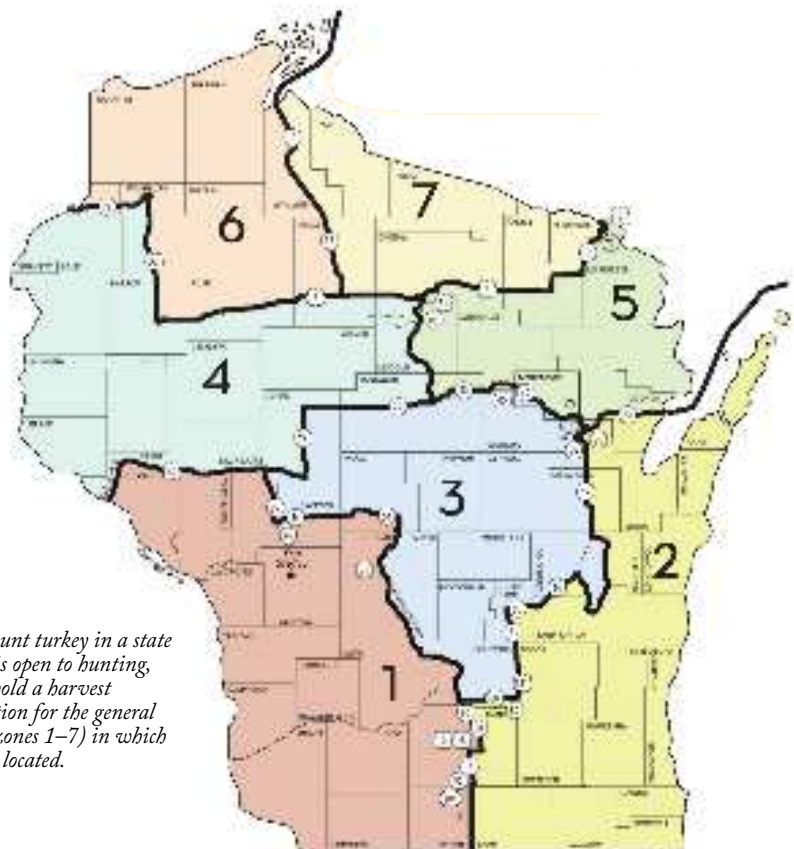
2020 TURKEY STAMP WINNER: BRIAN KUETHER, GREENFIELD

■ TURKEY REGISTRATION IS MANDATORY

All harvested turkeys must be registered either online (gamereg.wi.gov) or by phone at 844-426-3734 (844-GAME-REG) by 5 p.m. on the day after recovery.

- Hunters will need to use their authorization number to register a turkey.
- No in-person registration stations are available.
- Hunters will be given a harvest registration confirmation number for their records when registration is complete.

TURKEY MANAGEMENT ZONES



Note: To hunt turkey in a state park that is open to hunting, you must hold a harvest authorization for the general zone (i.e. zones 1–7) in which the park is located.

General Turkey Hunting Regulations

It is illegal to:

- Hunt wild turkeys by any means other than a shotgun or muzzle-loading shotgun, a crossbow, or a bow and arrow.
- Use recorded or electrically amplified bird calls or sounds or possess any type of device that produces recorded or electronic amplifications of bird calls or sounds while hunting wild turkeys.

Note: This does not apply to hunters possessing a Class A or B disabled hunting permit which authorizes hunting from a stationary vehicle and which is issued for more than one year or to hunters who are deaf or severely hard of hearing as verified by a medical professional.

- Hunt wild turkeys with the aid of dogs, except during the fall turkey season.
- Use live or electronic decoys for the purposes of enticing wild turkeys.
- Possess a firearm, bow or crossbow during the spring turkey season without also possessing a turkey hunting license, stamp and valid, unused harvest authorization if you or a member of your hunting party possesses a turkey decoy or calling device while afield.

Spring Harvest Authorization Drawing System

Turkey harvest authorizations are distributed by a drawing using a cumulative preference system that determines when applications go into the drawing. For more information on the turkey drawing, visit dnr.wi.gov, keywords “turkey questions.”

Bonus Fall or Spring Turkey Harvest Authorizations

Spring harvest authorizations that are not awarded through the drawing, as well as bonus fall harvest authorizations, will be sold at license sales locations and at gowild.wi.gov. For more information, visit dnr.wi.gov, keyword “turkey.”

Assisting Other Hunters

No license is required to call turkeys for another hunter if the caller does not possess a firearm, bow or crossbow. However, a guide license is required if a fee is charged.

Youth Turkey Hunt Rules and Regulations

- Open to residents and non-residents who are 15 years of age and younger and possess a spring turkey license, stamp and valid harvest authorization for spring 2021. Youth ages 11 and under and youth without hunter education must hunt under the Hunting Mentorship Program. See page 7.
- Harvest authorizations issued for any spring 2021 turkey hunting time period may be used during the youth hunt. A youth may fill a harvest authorization valid for the zone in which they are hunting during the youth hunt, regardless of which time period the authorization is also valid for.
- A youth who does not harvest a turkey during the youth hunt may use his/her unfilled harvest authorization during the time period and in the zone for which it was issued.
- Youth hunters must be **accompanied** by an adult 18 years of age or older during the two-day youth hunt.

Special Turkey Hunts for Disabled Hunters

Hunters with a Class A or C permit, or a Class B permit issued for more than one year and which authorizes hunting from a stationary vehicle, are eligible to participate in a special disabled spring turkey hunt on private land. Interested hunters are required to obtain permission from a landowner willing to sponsor a hunt and meet all application requirements. Note: A hunter who applies for a disabled turkey hunt on private lands may not apply for a harvest authorization through the regular spring turkey drawing. For information or special hunt applications (Forms 2300-271 and 2300-271A), please visit dnr.wi.gov, keywords “disabled turkey hunter” or contact the DNR Call Center at 888-936-7463 or the assistant upland wildlife ecologist at 608-261-8458.

Learn to Hunt Turkey

Hunters interested in learning more about turkey hunting are encouraged to participate in one of the “Learn to Hunt Turkey” events, held statewide just prior to the opening of the spring turkey season. To learn more, visit dnr.wi.gov, keyword “LTH.”

Baiting Turkeys

It is illegal to use bait to hunt turkeys. However, hunting over agricultural crops and wildlife food plots planted and left standing is legal.

SEXING AND AGING EASTERN WILD TURKEYS

GOBBLER OR TOM



Beard

BREAST FEATHERS



Gobbler or Tom:
Black



Hen:
Buff tipped

SPUR



Gobbler or Tom:
Present



Hen:
Absent

HEN



ADULT OR JUVENILE?



ADULT: Primaries more rounded with white barring extended to the end. When fanned out, tail forms an even, unbroken outline

JUVENILE: Primaries pointed with no barring near the tips. When fanned out, outline of tail appears broken.

UPLAND GAME BIRDS

SEASON DATES AND BAG LIMITS

Species	Daily Bag	Area	2020 (except as noted)	
			Opens	Closes
Pheasants	See below*	Statewide	Oct. 17 (9 AM)	Jan. 3, 2021
Bobwhite Quail	5	Statewide	Oct. 17 (9 AM)	Dec. 9
Ruffed Grouse	5	Zone A	Sept. 12	Jan. 3, 2021
	2	Zone B	Oct. 17	Dec. 8
Gray (Hungarian) Partridge	3	Statewide**	Oct. 17 (9 AM)	Jan. 3, 2021
Sharp-tailed Grouse	Permit availability is currently under review. Visit dnr.wi.gov for updates.			
Crows	15	Statewide	Sept. 12	Nov. 19
			Jan. 25, 2021	March 20, 2021

Possession limit is equal to three times the daily bag limit.

*Pheasant: One rooster daily on Oct. 17-18; two roosters daily for remainder of season.

**Gray (Hungarian) partridge season CLOSED in Clark, Marathon and Taylor Counties.

Licenses/Stamps/Permits

What you need to hunt upland game birds:

- Small game license
- Pheasant stamp- if hunting pheasant
- Sharp-tailed grouse permit- if hunting sharp-tailed grouse.

RUFFED GROUSE

REMINDER FOR RUFFED GROUSE HUNTERS

The ruffed grouse season will close on Jan. 3 in Zone A in 2021.

Self-sampling kits for West Nile virus in ruffed grouse are available through your county wildlife biologist and will be available for pickup in early September.



GROUSE HUNTERS: BE AWARE OF SPRUCE GROUSE

When in coniferous forest (especially jack pine or near spruce bogs) in the northern two tiers of counties, be aware of the presence of spruce grouse—they are state threatened and no harvest is permitted. Spruce grouse lack the crest and thick black tail bands of ruffed grouse, and are more likely to allow close approach than ruffed grouse. To learn more, see the photos to the right or go to dnr.wi.gov, keywords "ruffed grouse."



PHEASANT

General Pheasant Regulations

- Shooting hours begin at 9 a.m. on the first day of pheasant season. See pages 29-31 for full shooting hours.
- During transportation from the field, the head or one fully feathered wing must remain attached to any pheasant carcass that was dressed out in the field.

Pheasant Hunting Noon Closure Areas

The boundaries of the following properties are posted with signs indicating that pheasant hours close at 12:00 P.M. on weekdays between Oct. 19–Nov. 3. For more information, visit dnr.wi.gov, keyword “pheasant.”

- Allenton Wildlife Area (W.A.) (Washington County)
- Brooklyn W.A. (Dane and Green)
- C.D. “Buzz” Besadny Fish and W.A. (Kewaunee)
- Dunnville W.A. (Dunn)
- Eldorado Marsh W.A. (Fond Du Lac)
- Goose Lake W.A. (Dane)
- Grand River W.A. (Green Lake and Marquette)
- Holland W.A. (Brown)
- Horicon W.A. (Dodge)
- Jackson Marsh W.A. (Washington)
- Killsnake W.A. (Calumet and Manitowoc)
- Mazomanie Unit of the Lower Wisconsin State Riverway (Dane)
- Mud Lake W.A. (Dodge)
- Mud Lake W.A. (Columbia)
- New Munster W.A. (Kenosha)
- Nichols Creek W.A. (Sheboygan)
- Pine Island W.A. (Columbia and Sauk)
- Theresa W.A. (Dodge and Washington)
- Tichigan W.A. (Racine)
- Vernon W.A. (Waukesha)
- White River W.A. (Green Lake and Marquette)

Note: After Oct. 19, the daily closing of shooting hours for all species at Richard Bong State Recreation Area is 2 p.m. except that normal shooting hours apply while hunting waterfowl south of Hwy. 142 or while archery deer hunting.

Hen and Rooster Hunting Areas and Regulations (Applicable on Hen and Rooster Areas only)

The daily bag limit on Hen/Rooster Hunting Areas is one pheasant daily on Oct. 17 and 18; two pheasants daily from Oct. 19 through the close of the season. Possession limit is three times the daily bag limit.

The following properties are hen and rooster hunting areas.

- Avoca Unit of the Lower Wisc. State Riverway (Iowa county)
- Boscobel Unit of the Lower Wisc. State Riverway (Grant)
- C.D. “Buzz” Besadny Fish and W.A. (Kewaunee)
- Tom Lawin W.A. (Chippewa)
- Vernon W.A. (Waukesha)
- Kettle Moraine State Forest Southern Unit/Scuppernong (Waukesha)
- Kickapoo Valley Reserve (Vernon)
- Richard Bong State Recreation Area (visit dnr.wi.gov, keyword “Richard Bong” for more information) for additional regulations.)
- Sand Creek Fishery Area (Monroe)

For more information, visit dnr.wi.gov, keyword “pheasant.”



2020 PHEASANT STAMP WINNER: BRIAN KUETHER, GREENFIELD

WILDLIFE STAMPS

Every year, local artists from around Wisconsin compete for the opportunity to have their artwork featured on the wild turkey, pheasant and waterfowl stamps. The sale of these stamps provides hundreds of thousands of dollars annually for species management throughout the state, including habitat management, restoration, education and research projects. For more information, visit dnr.wi.gov, keyword “wildlife stamps.”

SMALL GAME AND FURBEARERS HUNTING

SMALL GAME

SMALL GAME MAMMAL HUNTING SEASONS AND REGULATIONS

Species	Daily Bag	Area	2021 (except as noted)	
			Opens	Closes
Squirrels—Gray & Fox	5	Statewide	Sept. 12	Jan. 31, 2021
Snowshoe Hare	Unlimited	Statewide	Year-round open season	
Cottontail Rabbit	3	North Zone (north of Hwy 10 to Waupaca and north of Hwy 54 to Algoma)	Sept. 12	Feb. 28, 2021
	3	South Zone (south of Hwy 10 to Waupaca and south of Hwy 54 to Algoma)	Oct. 17 (9 AM)	Feb. 28, 2021

- **Possession Limits:** Three times the daily bag limit.
- **Possession and Sale:** The tails, skins and skulls of lawfully-taken squirrels may be bought and sold if severed from the rest of the carcass. Carcasses and skins of rabbits and hares can be sold, but only during their open season (see table above).
- **Licenses/Stamps/Permits**

What you need to hunt small game:

A small game hunting license is required. See page 8 for details and exemptions for qualified individuals and landowners.

UNPROTECTED SPECIES REGULATIONS

In addition to the general small game regulations listed on pages 4 and 5, the following regulations are specific to unprotected species.

- **Unprotected Species:** See description on page 4 of this pamphlet.
- **Season:** Open year-round.
- **Possession Limits:** None
- **Possession and Sale:** It is legal to sell the carcass, skins or feathers of legally harvested unprotected species.
- **Licenses, Stamps and Permits:** A small game hunting license or trapping license is required, except that:
 1. Landowners do not need a license to shoot or trap unprotected species causing damage or nuisance. (See page 8 for details, and exceptions for qualified individuals and landowners.)
 2. Persons, including landowners, hunting or trapping unprotected species must comply with all methods of taking requirements and restrictions unless otherwise authorized by a permit from the DNR.
- **Highly Visible Clothing Requirement:** Hunters of unprotected species are exempt from the blaze clothing requirement on page 5 if hunting 1/2 hour after sunset to 1/2 hour before sunrise.

FURBEARERS

ADDITIONAL FURBEARER HUNTING SEASONS AND REGULATIONS

Possession Limits: Unlimited for below-listed species, except that bobcat may be possessed only under the authority of a valid bobcat permit.

Possession and Sale: Lawfully harvested carcasses and pelts may be sold at any time.

Licenses/Permits:

What you need to hunt furbearers:

- Resident small game license or non-resident furbearer license
- Bobcat harvest permit/carcass tag if hunting bobcat

See page 8 for details and exemptions for qualified individuals and landowners.

BOBCAT

- Immediately upon dispatching a bobcat, the pelt tag must be validated and attached. Validate the tag by slitting the month and date of kill on the tag. Attach the validated pelt tag to the carcass using wire or other similar attachment device and passing it through the animal's mouth to eye opening, just beneath the skin.
- You must notify the DNR **within 24 hours** of the harvest by visiting gamereg.wi.gov or by calling 844-GAME-REG (844-426-3734) **AND** you must exhibit your bobcat to an authorized DNR representative (usually a conservation warden) for registration and tagging no later than seven days after the month of harvest. The bobcat pelt must be separated from the carcass and both parts must be presented at the time of registration and tagging.
- The registration tag must remain attached to the pelt until removed by a fur dresser or taxidermist at time of preparation.
- **It is illegal** to transfer, give, trade, sell or purchase any bobcat pelt unless it bears a DNR carcass tag and registration tag attached by an authorized DNR representative.

- The bobcat carcass will be retained by the DNR for research purposes. Carcasses are used for determining population trends which aid in establishing harvest quotas. Hunters and trappers may keep meat from bobcat carcasses as long as the skull and body cavity, including all internal organs remain intact. See 2020 Trapping Regulations for more information.
- Hunters and trappers must submit a portion of a harvested bobcat's lower jaw, but may retain the top portion of the bobcat skull. Full skulls sent to the DNR will not be returned.
- Night hunting for bobcats is prohibited.

■ LOOKING FOR TRAPPING REGULATIONS?

For trapping rules, regulations and season dates, check out the 2020 trapping regulations at dnr.wi.gov/topic/trap/regulations.



■ FURBEARER HUNTING SEASONS AND BAG LIMITS

Species	Daily Bag	Area	2020 (except as noted)	
			Opens	Closes
Raccoons—Residents	Unlimited	Statewide	Oct. 17	Feb. 15, 2021
Raccoons—Nonresidents	Unlimited	Statewide	Oct. 31	Feb. 15, 2021
Fox—Red & Gray	Unlimited	Statewide	Oct. 17	Feb. 15, 2021
Coyote	Unlimited	Statewide	Year-round open hunting season	
Bobcat	1 by permit	Northern Zone, Southern Zone*	Period 1	Oct. 17 Dec. 25
			Period 2	Dec. 26 Jan. 31, 2021

*Hwy 64 is zone boundary





BEARS

■ BEAR HUNTING DATES

Zone C where dogs are not permitted:

Sept. 9–Oct. 13

- With aid of bait
- With all other legal methods not using dogs

All other zones where dogs are permitted:

Sept. 9–15

- With aid of bait
- With all legal methods not using dogs

Sept. 16–Oct. 6

- With aid of dogs
- With aid of bait
- With all other legal methods

Oct. 7–13

- With aid of dogs only

WHAT YOU NEED TO HUNT

- A class A bear license (see page 7 for acceptable forms of proof)
- A paper carcass tag

VALIDATION AND TAGGING

- The hunter is required to possess a paper carcass tag while bear hunting. Electronic copies of carcass tags are not accepted.
- Immediately upon killing a bear, validate the paper carcass tag by removing the bottom portion (the “validation stub”).
- **If you leave it, tag it!** You may not leave the bear carcass unless the validated carcass tag is attached to it. In other words, attach the tag as soon as you plan to leave the carcass. Attach the tag with string or other fastener.
- Carcass tags must be kept intact and legible; consider protecting the tag inside a zip-top plastic bag.
- It is illegal to possess or transport a bear carcass unless also in possession of the validated carcass tag.
- It is illegal to possess, while afield, a validated bear carcass tag unless that person is also in possession of the legally killed bear corresponding to it.
- It is illegal to possess, while hunting or afield, more than one copy of a unique carcass tag; nor possess, borrow or loan another’s license, permit or tag.
- If a backup shooter kills a bear that was shot, but not killed, by the Class A bear license holder, it is still the Class A bear license holder’s responsibility to validate that carcass tag.

FIELD DRESSING

- A bear may be divided into not more than 5 parts, not including the hide, only to facilitate removal from the field. The hunter may divide the carcass prior to registering the bear. The head and neck shall remain attached to one of the other parts of the animal, not including the hide. A person who divides the bear while afield:
 - May not allow the bear to be stored or transported with any other bear that has been divided prior to registration.
 - May not divide any bear in a manner that does not keep one part of the bear intact to allow it to be measured in a straight line from the tip of the nose to the base of the tail to determine it was an adult bear of 42 inches or greater.
 - Must remove all parts from the field except the entrails.

TRANSPORT

While afield, it is illegal to possess or transport another hunter’s bear, even after it has been registered, unless accompanied by the person issued the carcass tag which is attached to the bear, except that anyone may still transport another person’s registered bear on a public road or possess it at a residence, home, camp or business.

BACKUP SHOOTERS

Backup shooters must adhere to the following rules:

- May only shoot if the Class A bear license holder possesses an unused bear carcass tag valid for the zone being hunted.
- May only shoot for the purpose of killing a bear that was shot, but not killed, by a Class A bear license holder.
- May only shoot if killing the bear is necessary to protect the safety of the members of the hunting party or others.

DOG TRAINING AND USE

Dogs may be trained by pursuing bear statewide on lands open to public hunting or private lands with permission from July 1 through Aug. 31. It is legal to train dogs in Zones A, B, and D during the season when hunting bear with aid of dogs is open. While hunting bear, or training dogs to pursue bear during the open season for hunting bear, it is illegal to:

- hunt or train dogs to pursue bear before or after established shooting hours (except when training dogs from July 1 - Aug. 31, these hours do not apply).
- hunt bear with dogs in Zone C.
- hunt, train dogs, or pursue bear with a dog that is not tattooed or wearing a collar displaying the owner’s name and address.
- hunt, train dogs or pursue bear with more than 6 dogs in a single pack, regardless of the number of bear hunters or the dog’s ownership,
Note: Dogs that fall out of the chase may be replaced, but no more than six dogs may be used to pursue bear.

■ BEAR REGISTRATION IS MANDATORY

Successful hunters must electronically register bears they harvest, in the county of kill or in an adjoining county, by 5 p.m. the day after recovery. Register a bear in one of three ways:

- **GO** to gamereg.wi.gov (fastest and easiest method).
- **CALL** 844-426-3734 (844-GAME-REG).
- **VISIT** an in-person station. Go to dnr.wi.gov, keywords “registration stations” to find a list.

Once registration is complete, the GameReg system will issue a confirmation number for the hunter’s records.

Once the bear is registered, keep the carcass tag with the meat until all meat has been consumed.

BAITING

Bait may be used for hunting or training bear dogs if the following rules are followed:

- Bait may only be placed beginning April 15th through the last day of the bear season.
- No more than 10 gallons may be used at any bait site, including liquid scent.
- Bait must be enclosed in a hollow log, a hole in the ground or stump which is capped with unprocessed or naturally occurring materials such as logs or rocks to prevent deer from accessing the materials. This does not apply to liquid scents.
- Bait may not contain any animal part or by-products unless it is a liquid scent.

Prohibited examples include honey, bones, solid animal fat and bacon grease.

- Feeders designed to automatically deposit or replenish bait may not be used.
- Bait may not be placed within 50 yards of any established or maintained trail, road or campsite or within 100 yards of a roadway having a posted speed limit of 45 MPH or more.

OTHER RESTRICTIONS

Hunters may not:

- Shoot or molest any bear in a den.
- Hunt bear in any dump or sanitary landfill.
- Kill a cub or any adult bear accompanied by a cub or cubs.

Note: An adult bear is any bear 42 inches or greater in length from the tip of the nose to the base of the tail.

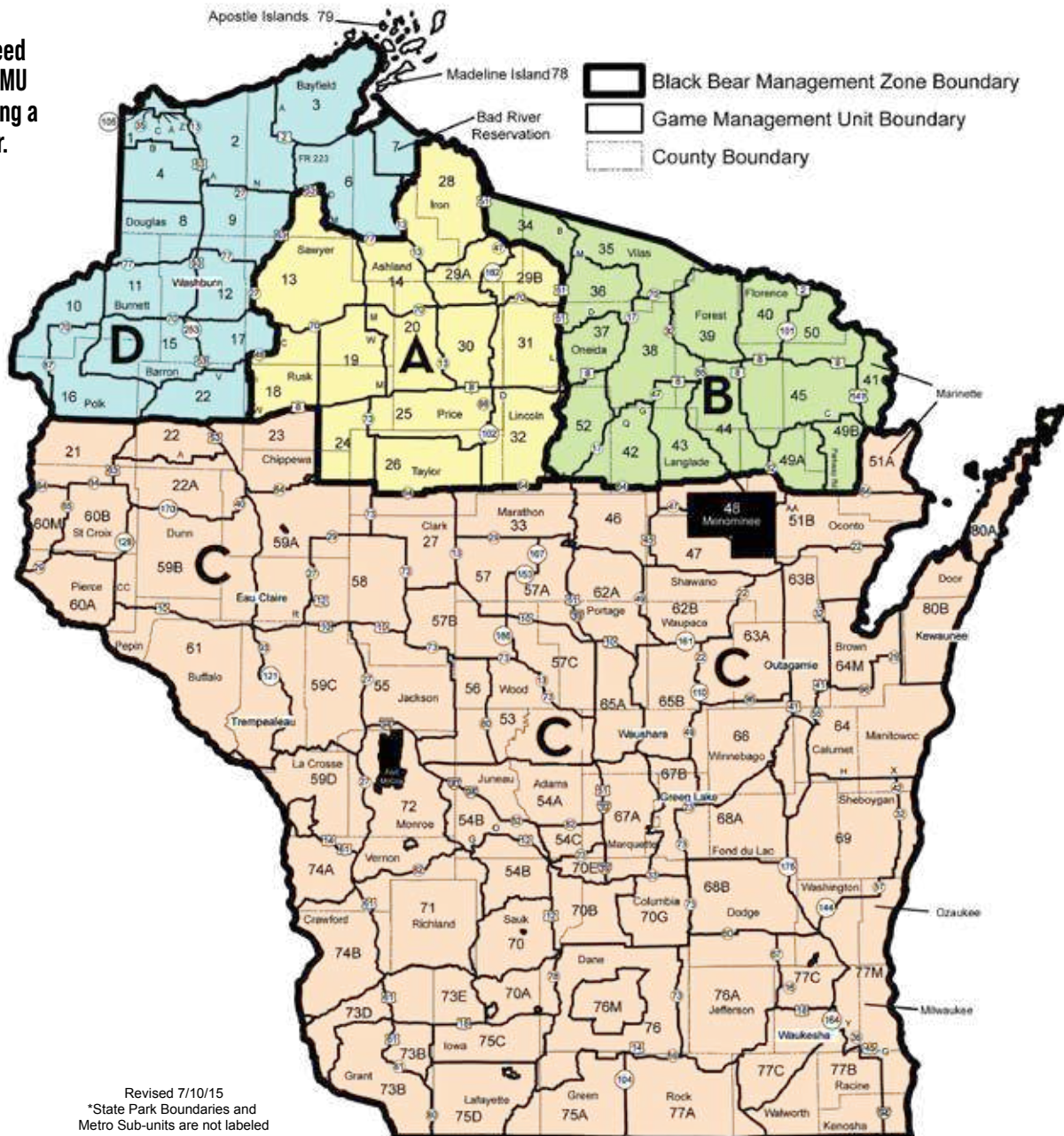
MANDATORY BEAR TOOTH SAMPLE SUBMISSION

Successful hunters are required to provide TWO upper pre-molar teeth in 2020. One will be used to determine age, and one will be used for DNA sampling to support development of a statewide bear population estimate. Instructions for collection of the teeth will be mailed to hunters who draw Class A licenses, and is also available at dnr.wi.gov, keywords "bear registration." Hunters will be notified of the bear's age after samples are analyzed.

If a hunter does not have DNR-provided materials, the hunter should write their name, customer ID number and registration confirmation number on a piece of paper and affix the tooth to it with tape. Enclose this in an envelope and mail to: Bear Tooth, 107 Sutliff Avenue, Rhinelander, WI 54501.

BLACK BEAR MANAGEMENT ZONES AND GAME MANAGEMENT UNITS

Hunters will need the zone and GMU when registering a harvested bear.





MIGRATORY GAME BIRDS

2020 MIGRATORY GAME BIRD SEASONS

Season	Opening date	Closing date	Daily bag limit		
Early Teal	Sept. 1	Sept.9	6		
Early Goose	Sept. 1	Sept.15	5 Canada, 20 Snow, blue and Ross		
Rail (Virginia, Sora)	Sept. 1	Nov. 9	25		
Snipe	Sept. 1	Nov. 9	8		
Common Gallinule	Sept. 1	Nov. 9	15		
Mourning Dove	Sept. 1	Nov. 29	15		
Youth Waterfowl	Sept. 19	Sept. 20	Same as Regular Duck Season		
Woodcock	Sept. 19	Nov. 2	3		
DUCK SEASON	Northern Duck Zone	Sept. 26	Nov. 24	6 ducks, to include not more than 4 mallards of which only 2 may be hens, 2 black ducks, 1 pintail, 2 canvasbacks, 2 redheads, 3 wood ducks and the following number of scaup:	
	Southern Duck Zone	Oct. 3 Oct. 17	Oct.11 Dec. 6	North Zone	1 scaup/day – Sept. 26 – Oct. 10 and 2 scaup/day Oct. 11 – Nov. 24
				South Zone	1 scaup/day – Oct. 3 – Oct. 11, Oct. 17 – Oct. 22 and 2 scaup/day Oct 23 – Dec. 6
Mississippi River Duck Zone	Oct. 3 Oct. 17	Oct. 11 Dec. 6	Miss River Zone	1 scaup/day – Oct. 3 – Oct. 11, Oct. 17 – Oct. 22 and 2 scaup/day Oct 23 – Dec. 6 In addition, 5 mergansers to include not more than 2 hooded mergansers	
Coot	Same as wild duck zone you are hunting		15		
GOOSE SEASON	Northern Goose Zone	Sept. 16	Dec. 16	3 Canada Geese 20 Snow, blue and Ross' geese 1 white-fronted goose and 1 brant	
	Southern Goose Zone	Sept. 16 Oct. 17 Dec. 22	Oct.11 Dec. 6 Jan. 5, 2021		
	Mississippi River Goose Zone	Oct.3 Oct. 17	Oct.11 Jan. 5, 2021		

LICENSE STAMPS AND PERMITS

To lawfully hunt migratory game birds, you must obtain and carry with you:

- A small game license
 - A Wisconsin Waterfowl stamp- if hunting waterfowl
 - A Federal Migratory Bird Stamp- if hunting waterfowl. A hard copy is required.
- Note:** Neither the state nor federal stamps are required if hunting coot, moorhen, rails,

mourning dove or woodcock or if under the age of 16

- A Canada Goose Permit- if hunting Canada geese in either the early or regular Canada goose season

All required license stamps and permits may be purchased at gowild.wi.gov. See page 7 for acceptable forms of proof.

EARLY TEAL SHOOTING HOURS

Legal shooting hours for early teal season are sunrise to sunset. See shooting hours map on page 29 to determine if you are hunting in the northern or southern area. Adjust times based on your zone.

NORTHERN AREA - ZONE A

	AM	PM
Sept. 1	6:11	7:28
Sept. 2	6:12	7:27
Sept. 3	6:13	7:25
Sept. 4	6:15	7:23
Sept. 5	6:16	7:21
Sept. 6	6:17	7:19
Sept. 7	6:18	7:17
Sept. 8	6:20	7:15
Sept. 9	6:21	7:13

SOUTHERN AREA - ZONE A

	AM	PM
Sept. 1	6:14	7:27
Sept. 2	6:15	7:25
Sept. 3	6:17	7:23
Sept. 4	6:18	7:21
Sept. 5	6:19	7:20
Sept. 6	6:20	7:18
Sept. 7	6:21	7:16
Sept. 8	6:22	7:14
Sept. 9	6:23	7:12

GUNS AND AMMUNITION

While pursuing migratory game birds, **it is illegal to:**

Methods

- Hunt with anything other than a shotgun fired from the shoulder, bow and arrow, crossbow or by falconry.

Other Methods

- Take migratory game birds with a trap, snare, net, rifle, pistol/handgun, swivel gun, shotgun chambered for a shell larger than 10 gauge, punt gun, battery gun, machine gun, fishhook, poison, drug, explosive or stupefying substance or possess any shotshells larger than 10 gauge.

Shotgun Capacity

- Hunt with a shotgun capable of holding more than 3 shells (magazine and chamber combined), unless it is plugged with a one-piece filler which cannot be removed without disassembling the gun.

Shot Type

- Possess or use any type of lead or toxic shot when hunting ducks, geese, brant, snipe, rails, coot and moorhen.
- Possess or use any type of lead or toxic shot while hunting mourning dove on DNR managed land.

Note: Only non-toxic sizes BB, BBB, T or smaller are legal. Size F shot is illegal in Wisconsin. Only non-toxic shot may be possessed or used for hunting migratory and upland game bird species, including wild turkey, on all National Wildlife Refuges and Federal Waterfowl Production Areas.

STRUCTURES, BOATS AND VEHICLES

While pursuing migratory game birds, **it is illegal to:**

- Hunt from any pier, dam, dock, breakwater or similar artificial structure.
Note: Class A Disabled Hunting Permit holders are exempt.
- Hunt from a sink box (a low floating device that has a depression affording the hunter, a means of concealment beneath the surface of the water).
- Hunt or shoot from any moving boat other than those propelled by paddle, oars or pole. Motorboats and sailboats must have their motors completely shut off and/or the sail furled and its progress ceased before loading or discharging a firearm.
- Establish a waterfowl blind on state property, including the bed of any navigable lake, prior to 7 days before the waterfowl season or leave it established beyond 7 days after the close of the waterfowl season.
- Occupy or use any blind left on state property during the season unless the owner's name, address in the English language and DNR customer ID number, in the English language and in lettering one square inch or larger, is affixed permanently to the blind and is readily visible and legible at all times.
- Take migratory game birds from or with the aid or use of any vehicle (not including boats) except by qualified disabled persons under a valid DNR permit.

- Use in any manner any air, water or motor-driven land conveyance, including any unmanned aircraft or drones, for the purposes of concentrating, driving, rallying or stirring up any migratory game bird to put them in the range of hunters

DEVICES

While pursuing migratory game birds, **it is illegal to:**

- Hunt with decoys that are:
 - Placed beyond 200 ft. from the cover in which the hunter is located.
 - Placed in the water prior to one hour before the opening of waterfowl shooting hours.
 - Left in the water more than 20 minutes after the close of waterfowl shooting hours.
 - Left in the water unattended. **Note:** you may leave decoys unattended on dry land.
 - Live, regardless of distance from the hunter.

Note: All live, tame or captive ducks and geese shall be removed for a period of 10 consecutive days prior to hunting and confined within an enclosure which substantially reduces the audibility of their calls and totally conceals such birds from the sight of migratory wild waterfowl.

- Hunt with or while in possession of:
 - Electronic bird calls.
 - Recordings or imitations of bird calls while hunting waterfowl.

GENERAL RESTRICTIONS

Daily bag limit

It is illegal to take or attempt to take more than the daily bag or aggregate daily bag limit.

Possession limit

- It is illegal to possess more than 3 times the daily bag limit.
- It is illegal to possess more than the daily bag limit while at or in between where the game birds were harvested and the hunter's temporary or permanent abode.

Retrieval

It is illegal to kill or cripple any game bird without making every reasonable effort to retrieve such bird. Until every reasonable effort is made, crippled birds shall be included in the daily bag. Crippled birds should be immediately pursued to prevent loss of the bird.

Open water retrieval

Crippled birds which fall or move into open water should be immediately pursued. A hunter may shoot crippled birds from a boat propelled by paddle, oars or pole. A shotgun may be uncased but may not be loaded or discharged while in a boat with the motor running and until all forward motion from the motor has ceased.

Retrieval in refuges

Dead or crippled game may be retrieved from any refuge or closed area by hand either without a firearm, with an unloaded firearm which is enclosed in a proper carrying case or with the aid of a dog unless posted to prohibit public entry.

Tagging

- It is illegal to give, put or leave any migratory game birds at any place or in the possession of another person unless the birds are tagged by the hunter with the:
 - hunter's signature
 - hunter's address
 - total number of birds involved, by species
 - dates such birds were killed
- No person or business may receive or have in custody any migratory game birds belonging to another person unless such birds are properly tagged and a record of such receipt is kept by the person or business.

Possession of live birds

Wounded birds reduced to possession shall be immediately killed and included in the daily bag limit.

Shipment

It is illegal to ship migratory game birds unless the package is marked on the outside with the:

- Name and address of the person sending the birds
- Name and address of the person to whom the birds are being sent
- Number of birds, by species, contained in the package

Transportation

Migratory game birds may be field dressed before they are transported from the field. However, the head or one fully feathered wing must remain attached to all migratory game birds while in the field or being transported from the field to the person's permanent abode.

Note: This includes birds being transported between a hunting cabin, camp, motel or other temporary abode to the person's permanent abode or preservation facility.

WATERFOWL MANAGEMENT ZONES



OPEN WATER RESTRICTIONS

It is illegal to hunt waterfowl in open water from or with the aid of any blind including any boat, canoe, raft, contrivance or similar device except as described below:

Waterbody	Distance From Shore	Must Blinds Be Anchored?	Must Blinds Be Removed Daily?
Mississippi River, Lake Pepin & Grant County Portions	No minimum distance	Yes	Yes
Mississippi River, All Other Portions	Max. 100 ft	Yes	Yes
Great Lakes	Min. 500 ft	No	Yes
Big Green Lake (Green Lake County)	Min. 500 ft	No	Yes
Other Large Lakes*	Min. 1,000 ft	Yes	Yes

*These lakes include: Beaver Dam Lake (excluding Rakes and Trestle Works bays), Dodge county; Castle Rock Lake (south of railroad bridge and Cty G), Adam and Juneau counties; Fence Lake, Vilas county; Grindstone Lake, Sawyer county; Lake Puckaway (waters west of the west end of the dredge bank, excluding waters east of the west end of the dredge bank), Marquette and Green Lake counties; Lake Winnebago, Calumet, Fond du Lac and Winnebago counties; Lake Wisconsin (north of railroad bridge), Sauk and Columbia counties; Lake Wissota (south of Cty S and north of Cty X), Chippewa county; North Twin Lake, Vilas county; Petenwell Flowage (north of Hwy 21 and south of Hwy 73), Adams, Juneau and Wood counties; Sharwano Lake, Shawano county; Trout Lake, Vilas county

- Hunters may also hunt in open water with the aid of blinds if any of the following applies:
 - Any part of the boat or blind is located within 3 feet of any shoreline, including islands.
 - Any part of the boat or blind is located within 3 feet of a naturally occurring and un-manipulated growth of vegetation rooted to the navigable waterway's bed or shoreline. The vegetation must conceal at least 50% of the hunter and boat or blind when viewed from at least one direction.
- Hunters possessing a Class A or B Disabled Permit may hunt only far enough from emergent vegetation to maintain the minimum depth of water necessary for operation of the boat. These blinds should be removed daily at the close of shooting hours.
- Open water restrictions do not prohibit legal jump shooting activities from a non-motorized boat on narrow streams where shooting shore to shore is possible.
- You may hunt in any open water area provided you are standing on the bottom without the aid of a blind.



2020 WATERFOWL STAMP WINNER: ROBERT METROPULOS, ARBOR VITAE

BAITING

A baited area refers to any area on which salt, grain or other feed has been placed, exposed, deposited or scattered, if it could serve as an attractant or lure for migratory game birds to, on or over areas where hunters are attempting to take them. A baited area is considered to be baited for 10 days after complete removal of the bait. While pursuing migratory game birds:

- It is illegal to hunt waterfowl, coots or mourning dove by the method or aid of baiting on or over any baited area where a person knows or reasonably should know that the area is or has been baited.
- It is legal to hunt over crops that have been planted as a result of normal agricultural planting, normal agricultural harvest or fields post-harvest
- It is legal to hunt mourning dove over manipulated agricultural crops or wildlife food plots. Manipulation may not include the distributing or scattering of seeds, grains or other feed after the seed or grain has been harvested or removed from the field where it was grown.

For more information, visit dnr.wi.gov, keyword "baiting." For federal waterfowl and dove baiting regulations, visit the U.S. Fish and Wildlife website at fws.gov.

YOUTH WATERFOWL SEASON

- Only persons age 15 and younger may participate in the Youth Waterfowl Hunt
- Youth participants may harvest any lawful species of waterfowl, including geese
- All hunters must be accompanied by an adult mentor age 18 years or older.
- The adult mentor may not accompany more than one youth hunter, except that an adult may accompany two youth hunters if at least one of the youth hunters is age 12–15 and has completed a Hunter Education Safety Course.
- The mentor may only harvest geese during this season as long as the goose season is open and they possess a Canada Goose Permit appropriate for the season being hunted.
- Registration of harvest through the Harvest Information Program (HIP) is required.
- All license and stamp requirements are waived for eligible youth waterfowl hunters, except the Canada Goose Hunting Permit. If this hunt occurs during the Statewide Early Canada Goose Season, (Sept. 1–15), an Early Canada Goose Hunting Permit is required. If it occurs on or after September 16, a Regular Canada Goose Season Hunting Permit is required.
- All other regulations including shooting hours, blind and ammunition restrictions, daily bag limits and Hunting Mentorship Program (see page 4) rules will apply.

OTHER IMPORTANT INFORMATION

Viral Hemorrhagic Septicemia (VHS): To prevent the spread of VHS, a viral disease that affects fish, water must be drained from all boats, boat trailers and equipment immediately after exiting the water and before leaving the bank or shore of all waters statewide.

Boating: Be sure you are properly equipped while hunting with the aid of a boat. Ask for a boating regulation pamphlet at your local DNR office or visit dnr.wi.gov, keyword "boat" for more information.

Bird Bands: If you obtain a bird band, please visit www.pwrc.usgs.gov/BBL/bblretrv to report the date and location of recovery and receive information on your banded bird.

Importation: For information regarding the importation of migratory game birds killed in another country, hunters should consult 50 CFR 20.61 - 20.66. A copy can be obtained from the U.S. Fish and Wildlife Service by contacting:

5600 American Blvd. West, Suite 990
Bloomington, MN 55437-1458
(612) 713-5320
fws.gov

You've checked your gear. You've checked the regs. NOW, GET H.I.P. HARVEST INFORMATION PROGRAM REGISTRATION

It's easy when you buy your license.
It's free and it's the LAW if you intend to hunt these species:

- ✓ Ducks and Geese
- ✓ Sora and Virginia Rail
- ✓ Snipe
- ✓ Woodcock
- ✓ Mourning Dove
- ✓ Coot and Moorhen
- ✓ Mergansers



The harvest information that you provide is used for no other purpose than management of migratory game birds.

HEALTH ADVISORY

The Wisconsin Department of Natural Resources has historically tested wildlife species to detect contaminants that include pesticides including (but not limited to): DDT, DDE, dieldrin, industrial chemicals including PCBs or dioxins and heavy metals, such as mercury, lead and cadmium.

Contaminants such as PCBs and mercury build up in your body over time. Health problems that have been linked to PCBs and mercury range from effects that are hard to detect like poor balance or problems with memory, to a slight increase in your risk of a more serious disease like diabetes or cancer. Health professionals recommend that you limit your exposure to PCBs and mercury in your diet as much as possible.

The state Department of Health Services has issued the following health advice to protect you from exposure to PCBs and mercury in waterfowl taken in the following areas:

Lower Fox River from Lake Winnebago at Neenah and Menasha downstream, including Little Lake Butte des Morts, to the northeast city limits of Kaukauna

Remove all skin and visible fat prior to cooking dabbling ducks using these waters.

Lower Fox River from the De Pere Dam to the river's mouth at Green Bay and lower Green Bay south of a line from Point Sauble west to the west shore of Green Bay

Consumption of dabbling ducks should be limited to 1 meal/week for children and women of child-bearing years.

Sheboygan River from Sheboygan Falls downstream to the river's mouth at Lake Michigan

Remove all skin and visible fat prior to cooking Canada geese using the Sheboygan River.

Sheboygan Harbor

No one should eat lesser scaup (bluebills) using this water.

Milwaukee River from Highway 167 (Thiensville) upstream to Lime Kiln Dam at Grafton and Cedar Creek from the Milwaukee River up to Bridge Road in the Village of Cedarburg

No one should eat mallard ducks using this water

Milwaukee Harbor

No one should eat black ducks, mallards, ruddy ducks or any diving ducks using this water.

Waters in the City of Cedarburg

No one should eat Canada geese using these waters.

Whitewater Lake and Rice Lake, Walworth County

Consumption of Canada geese should be limited to one meal per month.

Note: the U.S. Food and Drug Administration standard for PCBs in poultry is 3 parts per million calculated on a fat basis.

DON'T SHOOT A SWAN!

All wild swans are protected species in Wisconsin.

Shooting a swan may cost you up to \$2,327 in penalties and a 3-year revocation of all hunting, fishing and trapping privileges.

PROTECTED SPECIES: All swans

- Plumage: all white
- Length: 4-5 ft.
- Long neck
- Weight: 15-30 lbs.
- Wingspan: 5.5-7 ft.

Note: Swans appear gray in their first year of life.

LEGAL GAME SPECIES: snow goose

- Plumage: white with black wing tips
- Length: 1.5 ft.
- Short neck
- Wingspan: 3.5 ft.

Note: the primary snow goose range is west of Wisconsin and few snow geese migrate through Wisconsin.
Be sure of your target!



Trumpeter swan



Snow goose



PUBLIC AND PRIVATE LANDS

Quincy Bluff State Natural Area

DNR-MANAGED LANDS

DNR-managed lands refers to all lands and properties owned by or under control of the DNR. This includes lands under easement to or leased by the DNR and which the DNR manages and controls. The following regulations apply to all DNR Managed Lands. See the section “Other Lands” for rules regarding lands enrolled in the Managed Forest Law or Forest Crop Law programs or private lands leased to provide public access hunting on Page 28.

GENERAL RULES ON DNR MANAGED LANDS

Firearm Possession

It is illegal to:

- Hunt or possess a firearm, bow or crossbow in an area closed to hunting unless it is unloaded or unstrung and enclosed within a carrying case.
Note: Those authorized to possess a concealed weapon may possess a loaded, uncased handgun on these properties. Also, hunters may possess a loaded or uncased firearm, bow or crossbow in areas of state parks closed to hunting for the purpose of accessing areas within the park that are open to hunting.
- Possess any loaded or uncased firearm or air gun while within the exterior boundary of state-owned lands posted with DNR signs in Dane, Dodge, Fond du Lac, Jefferson, Juneau, Kenosha, La Crosse, Manitowoc, Milwaukee, Outagamie, Ozaukee, Racine, Rock, Sauk, Sheboygan, Walworth, Washington, Waukesha and Winnebago counties or on state forests, state recreation areas, state natural areas or on state trails established on railroad grades, except:
 - While engaged in hunting in accordance with the open seasons.
 - While shooting at an established target range (this is the only target shooting permitted on these state lands).
 - While training or trialing dogs under DNR license within designated areas.

Blinds

Placement of blinds/stands on public land does not restrict others from using the blind/stand or hunting the public land where the blind/stand is located.

It is illegal to:

- Use a ground blind during any open deer season or special deer hunt with firearms unless a **minimum of 144 square inches** of solid blaze orange or fluorescent pink material is **visible from all directions**.
Note: Blinds used for waterfowl hunting are exempt from this rule.

- Build or use a ground blind or any elevated device unless in compliance with the following:
 - The device does not damage the tree. Damage includes cutting shooting lanes and the use of screw-in tree stands, but excludes careful pruning, flush with the trunk of the tree, of limbs less than one inch in diameter.
 - North of Highway 64: overnight placement occurs only from Sept. 1 to Jan. 31, 2021, except that on any land that is part of the state park system, overnight placement may only occur during the timeframe beginning seven days prior to and ending seven days after an established fall hunting period.
 - South of Highway 64: the device remains placed only during the daily timeframe beginning one hour prior to, and ending one hour after, the shooting hours on pages 30 - 31.
Note: Blinds used for waterfowl hunting do not need to be removed daily. See page 24 for details.
 - Leave a tree stand or ground blind unoccupied unless the owner's DNR customer ID number or name and address has been attached in a manner that is visible and legible to a person on the ground or near the entrance of the ground blind.
Note: Ground blinds constructed entirely of dead vegetation found on the property do not need to be removed at the end of each day, do not need to display blaze orange/pink and do not need to have the hunter's name and address displayed.

Dogs

- Individuals may not allow dogs to run on DNR lands from April 15 through July 31 unless the dog is on a leash no longer than eight feet.
- This rule does not apply to Class I field trial grounds, DNR lands open to dog training or training dogs to track bear after June 30.

For information about dog training and trailing opportunities on DNR lands, regulations and license information, visit dnr.wi.gov, keywords “dog training.”

Trail Cameras

The placement and unattended, overnight use of

trail cameras is authorized on DNR lands only under the following conditions:

- Placement occurs in areas where hunting is allowed.
- Trail cameras bear the name and address or DNR customer ID number of the owner or operator permanently attached or engraved to the outside of the camera so that it is clearly visible without the need to move or adjust the camera.
- The camera does not cause damage to natural vegetation or other DNR property.

The placement of trail cameras on DNR-managed lands is done at your own risk. The DNR will not be responsible for theft or damage of trail cameras on DNR-managed lands.

Other Restrictions

It is illegal to:

- Pursue, drive or chase animals on lands that are closed to hunting.
- Camp on any state lands except in designated campgrounds unless a special camp registration permit is obtained from the DNR prior to setting up camp.
- Operate motor vehicles, including ATVs, UTVs and snowmobiles, except in areas posted open to such use.
- Operate any vehicle, including but not limited to snowmobiles, bicycles, trail bikes, and all-terrain vehicles except where their use is authorized by posted notice or permit.

STATE PARK HUNTING

Most state park properties have some areas open to hunting, but may have variations in weapons restrictions, season dates, and closed areas. Check online for specific property regulations and to obtain a map of the state park property prior to hunting there. Maps will also be posted at the property. Visit dnr.wi.gov, keywords “hunting state parks” for maps and specific property regulations.

- All legal hunting methods are allowed during the open seasons (see page 3 for hunting season dates) at properties that do not otherwise have restrictions on dates or methods of hunting.
- Spring turkey hunting is allowed in state parks during the 2-day Spring Youth Turkey Hunt and until the Tuesday nearest May 3.
- The season dates for state parks do not apply to state forests, state recreation areas or other DNR properties. Wisconsin state park properties include state parks, state trails, state ice age trail areas (SIATAs) and north country, trail areas (NCTAs).

State Park Admission

- A state park sticker is required for all vehicles in any state park. More information can be found at dnr.wi.gov, keywords “state park admission.”
- No special hunting access permit is needed to hunt with a firearm, bow or crossbow in state park or trail properties open to hunting. All hunting license requirements apply.
- Access to state park properties for the purpose of hunting is allowed starting at 6 a.m. or one hour prior to the shooting hours for the species being pursued, whichever is earlier, until 11 p.m.

Shooting Hours

- Normal shooting opening and closing hours apply (see pages 30–31).
- All hunting, including hunting for those species legal to hunt at night, ends at 11 p.m.

It is illegal to:

- Discharge a firearm, airgun, bow or crossbow from, on, or across any state trail or other area in a state park that is closed to hunting.
- Hunt within 100 yards of designated use areas such as picnic areas, campgrounds, beaches, buildings and certain designated trails, or any areas indicated as closed to hunting on that property's hunting area map.
- Hunt with a firearm or airgun in any park area restricted to bow and crossbow only.

OTHER LANDS**PRIVATE LANDS WITH PUBLIC ACCESS****Managed Forest Law (MFL), Forest Crop Law (FCL), Voluntary Public Access (VPA) and Turkey Hunter Access Program (THAP)**

This section refers to rules that apply to private lands enrolled in either the Managed Forest Law or Forest Crop Law programs, or the Voluntary Public Access (VPA) Program and the Turkey Hunter Access Program (THAP).

For those wishing to fill an antlerless deer harvest authorization on lands enrolled in MFL, FCL or VPA that are open to public hunting, the harvest authorization must be specified for use on public-access land. Visit dnr.wi.gov, keywords "MFL," "FCL," "VPA" or "THAP" to find further rules and guidance for these programs.

It is illegal to:

- Build or use a ground blind or any elevated device unless it does not damage the tree and is completely removed from the property each day at the close of shooting hours.
- Damage trees. Cutting shooting lanes and use of screw-in tree stands or steps are considered damaging and are illegal.
- Operate any vehicle, including but not limited to snowmobiles, bicycles, trail bikes, and all-terrain vehicles except where their use is authorized by landowner or posted notice.
Note: This does not apply to the owners of lands enrolled in the program or those who have the landowner's authorization.
- Use trail cameras on lands enrolled in the MFL/FCL and VPA programs without the permission of the landowner.

The Turkey Hunter Access Program (THAP) is only open for spring turkey season from March 1 through May 29. All of the above rules apply on these properties.

FEDERAL LANDS

Federal lands, including National Wildlife Refuges, Forests and Lakeshores and Waterfowl Production Areas, are subject to additional regulations. Contact the property of interest or visit the property's website for these regulations. Additional information can be found at midwest.fws.gov.

FORT MCCOY

Fort McCoy conducts its own hunting seasons, independent of the DNR's seasons. Anyone interested in hunting on Fort McCoy must have the appropriate Fort McCoy permit/harvest authorization and applicable State of Wisconsin hunting approvals. To purchase Fort McCoy approvals, register game harvested on Fort McCoy, or for season dates and regulation information, please see ftmccoy.iSportsman.net.

COUNTY FORESTS

County forests make up the largest combined public landowner in the state. Thirty counties currently enroll over 2.4 million acres in County Forest Law. These properties are open to hunting, fishing and trapping and offer other recreational opportunities including campsites, ATV trails, and shooting ranges. More information can be found at wisconsincountyforests.com.

TRIBAL LANDS

Persons wishing to hunt on lands owned by or held in trust for a tribe must first obtain permission from the tribe. For more information, contact the appropriate tribe. All state regulations and license requirements still apply, in addition to property-specific restrictions.

FINDING LAND OPEN TO HUNTING

Wisconsin has an abundance of land open to hunting, including state-managed wildlife, fisheries, and natural areas, forests, and private land enrolled in the Managed Forest Law (MFL), Forest Crop Law (FCL), Voluntary Public Access (VPA) or Wisconsin Damage Abatement and Claims (WDACP) programs. Combined, hunters have access to nearly seven million acres of land throughout Wisconsin. If you are looking for a place to hunt, please visit dnr.wi.gov, keywords "state lands."

**WHAT IS FFLIGHT?**

The Fields & Forest Lands Interactive Gamebird Hunting Tool (FFLIGHT) is an online mapping application designed to help upland game bird hunters locate cover suitable for ruffed grouse and woodcock, managed dove fields and properties stocked with game farm pheasants. For more information, visit dnr.wi.gov, keyword "fflight" or contact the Assistant Upland Ecologist at (608) 261-8458.



Theresa Marsh Wildlife Area

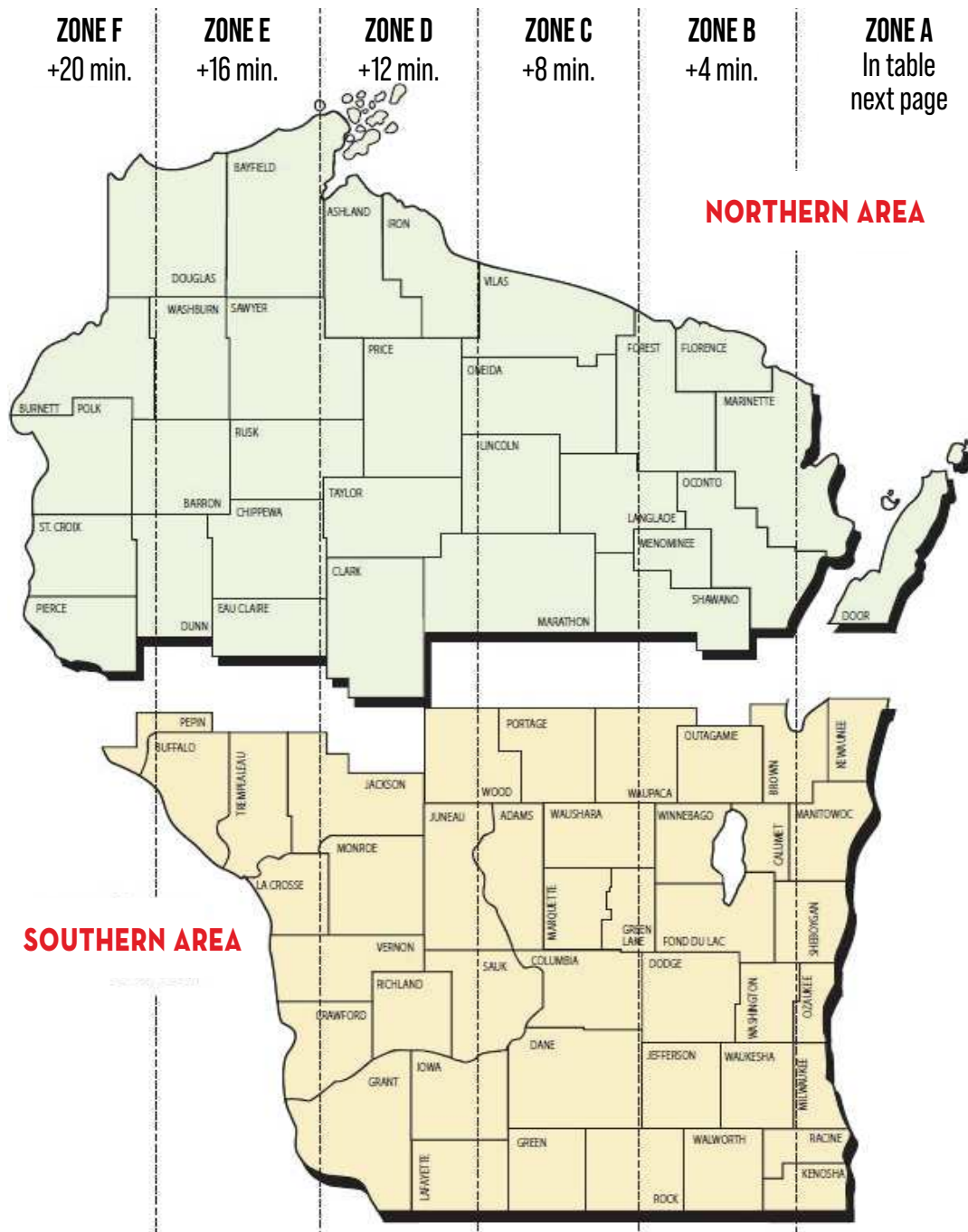


SHOOTING HOURS

It is illegal to shoot at game before or after the shooting hours listed in the table on pages 30 and 31. See page 5 for species that may be hunted at night.

CALCULATING SHOOTING HOURS:

Determine your location in the map and add the minutes shown for the zone in which you are hunting to the opening and closing times listed in the Northern Area Shooting Hours table listed on the next page.



NORTHERN WISCONSIN

2020 MIGRATORY GAME BIRD AND 2021 SPRING TURKEY SHOOTING HOURS

2020-21 migratory game bird and 2021 spring turkey shooting hours listed from 30 minutes before sunrise to sunset for Zone A in the Northern Area. If hunting in a zone other than Zone A, add the zone-specific minutes, as found in the hunting regulations, to the opening and closing times. See the regulations specific for the species you plan to hunt for hunting season dates. For early teal season shooting hours, see page 23.

	Sept.		Oct.		Nov.		Dec.		Jan.		Feb.		March		April		May		June	
Date	AM	PM	AM	PM	AM	PM	AM	PM	AM	PM	AM	PM	AM	PM	AM	PM	AM	PM	AM	PM
1	5:42	7:27	6:19	6:29	6:01	4:36	6:41	4:07	7:01	4:17	6:41	4:57	5:58	5:37	6:00	7:19	5:07	7:58	4:34	8:33
2	5:43	7:25	6:20	6:27	6:02	4:35	6:42	4:07	7:01	4:18	6:40	4:58	5:56	5:39	5:58	7:20	5:06	7:59	4:33	8:33
3	5:44	7:23	6:22	6:25	6:04	4:33	6:43	4:07	7:01	4:19	6:39	5:00	5:54	5:40	5:56	7:21	5:04	8:00	4:33	8:33
4	5:46	7:21	6:23	6:24	6:05	4:32	6:44	4:07	7:01	4:20	6:37	5:01	5:53	5:42	5:54	7:23	5:03	8:02	4:32	8:34
5	5:47	7:19	6:24	6:22	6:06	4:30	6:45	4:06	7:01	4:21	6:36	5:03	5:51	5:43	5:52	7:24	5:01	8:03	4:32	8:35
6	5:48	7:18	6:26	6:20	6:08	4:29	6:46	4:06	7:00	4:22	6:35	5:04	5:49	5:44	5:50	7:25	5:00	8:04	4:32	8:36
7	5:49	7:16	6:27	6:18	6:09	4:28	6:47	4:06	7:00	4:23	6:33	5:06	5:47	5:46	5:48	7:27	4:59	8:05	4:31	8:36
8	5:51	7:14	6:28	6:16	6:11	4:27	6:48	4:06	7:00	4:24	6:32	5:07	5:45	5:47	5:47	7:28	4:57	8:07	4:31	8:37
9	5:52	7:12	6:29	6:14	6:12	4:25	6:49	4:06	7:00	4:26	6:31	5:09	5:43	5:48	5:45	7:29	4:56	8:08	4:31	8:38
10	5:53	7:10	6:31	6:12	6:13	4:24	6:50	4:06	6:59	4:27	6:29	5:10	5:42	5:50	5:43	7:31	4:55	8:09	4:31	8:38
11	5:54	7:08	6:32	6:11	6:15	4:23	6:51	4:06	6:59	4:28	6:28	5:12	5:40	5:51	5:41	7:32	4:53	8:10	4:30	8:39
12	5:55	7:06	6:33	6:09	6:16	4:22	6:52	4:06	6:58	4:29	6:26	5:13	5:38	5:52	5:39	7:33	4:52	8:11	4:30	8:40
13	5:57	7:04	6:35	6:07	6:18	4:21	6:53	4:06	6:58	4:30	6:25	5:14	5:36	5:54	5:37	7:34	4:51	8:13	4:30	8:40
14	5:58	7:02	6:36	6:05	6:19	4:20	6:54	4:06	6:57	4:32	6:23	5:16	5:34	5:55	5:36	7:36	4:50	8:14	4:30	8:41
15	5:59	7:00	6:37	6:03	6:20	4:19	6:54	4:07	6:57	4:33	6:22	5:17	5:32	5:56	5:34	7:37	4:49	8:15	4:30	8:41
16	6:00	6:58	6:39	6:02	6:22	4:18	6:55	4:07	6:56	4:34	6:20	5:19	5:30	5:58	5:32	7:38	4:47	8:16	4:30	8:42
17	6:02	6:56	6:40	6:00	6:23	4:17	6:56	4:07	6:56	4:36	6:19	5:20	5:28	5:59	5:30	7:40	4:46	8:17	4:30	8:42
18	6:03	6:54	6:41	5:58	6:25	4:16	6:56	4:08	6:55	4:37	6:17	5:22	5:26	5:58	5:29	7:41	4:45	8:18	4:30	8:42
19	6:04	6:52	6:43	5:56	6:26	4:15	6:57	4:08	6:54	4:38	6:15	5:23	5:25	5:57	5:27	7:42	4:44	8:20	4:30	8:43
20	6:05	6:50	6:44	5:55	6:27	4:14	6:58	4:08	6:53	4:40	6:14	5:25	5:23	5:58	5:25	7:44	4:43	8:21	4:30	8:43
21	6:07	6:49	6:45	5:53	6:29	4:13	6:58	4:09	6:52	4:41	6:12	5:26	5:21	5:59	5:23	7:45	4:42	8:22	4:31	8:43
22	6:08	6:47	6:47	5:51	6:30	4:13	6:59	4:10	6:52	4:42	6:10	5:27	5:19	5:58	5:22	7:46	4:41	8:23	4:31	8:43
23	6:09	6:45	6:48	5:50	6:31	4:12	6:59	4:10	6:51	4:44	6:09	5:29	5:17	5:57	5:20	7:48	4:40	8:24	4:31	8:44
24	6:10	6:43	6:50	5:48	6:32	4:11	6:59	4:11	6:50	4:45	6:07	5:30	5:15	5:58	5:18	7:49	4:40	8:25	4:32	8:44
25	6:12	6:41	6:51	5:47	6:34	4:10	7:00	4:11	6:49	4:47	6:05	5:32	5:13	5:59	5:17	7:50	4:39	8:26	4:32	8:44
26	6:13	6:39	6:52	5:45	6:35	4:10	7:00	4:12	6:48	4:48	6:03	5:33	5:11	5:59	5:15	7:51	4:38	8:27	4:32	8:44
27	6:14	6:37	6:54	5:43	6:36	4:09	7:00	4:13	6:47	4:50	6:02	5:35	5:09	5:59	5:12	7:53	4:37	8:28	4:33	8:44
28	6:15	6:35	6:55	5:42	6:37	4:09	7:00	4:14	6:46	4:51	6:00	5:36	5:07	5:59	5:12	7:54	4:36	8:29	4:33	8:44
29	6:17	6:33	6:57	5:40	6:39	4:08	7:01	4:14	6:45	4:52	5:58	5:39	5:05	5:59	5:10	7:55	4:36	8:30	4:34	8:44
30	6:18	6:31	6:58	5:39	6:40	4:08	7:01	4:15	6:44	4:54			6:03	5:16	5:09	7:57	4:35	8:31	4:34	8:43
31			6:59	5:37			7:01	4:16	6:42	4:55			6:02	5:18		4:35	8:32			



SOUTHERN WISCONSIN

2020-21 MIGRATORY GAME BIRD AND 2021 SPRING TURKEY SHOOTING HOURS

2020-21 migratory game bird and 2021 spring turkey shooting hours listed from 30 minutes before sunrise to sunset for Zone A in the Southern Area. If hunting in a zone other than Zone A, add the zone-specific minutes, as found in the hunting regulations, to the opening and closing times. See the regulations specific for the species you plan to hunt for hunting season dates. For early teal shooting hours, see page 23.

	Sept.		Oct.		Nov.		Dec.		Jan.		Feb.		March		April		May		June	
Date	AM	PM	AM	PM	AM	PM	AM	PM	AM	PM	AM	PM	AM	PM	AM	PM	AM	PM	AM	PM
1	5:45	7:25	6:19	6:31	5:58	4:41	6:35	4:15	6:55	4:25	6:37	5:02	5:57	5:40	6:02	7:18	5:13	7:54	4:42	8:26
2	5:46	7:24	6:20	6:29	5:59	4:40	6:36	4:15	6:55	4:26	6:36	5:04	5:55	5:41	6:00	7:19	5:11	7:55	4:41	8:27
3	5:47	7:22	6:21	6:27	6:00	4:38	6:37	4:14	6:55	4:27	6:35	5:05	5:54	5:43	5:58	7:21	5:10	7:56	4:41	8:28
4	5:48	7:20	6:23	6:25	6:02	4:37	6:38	4:14	6:55	4:28	6:34	5:06	5:52	5:44	5:57	7:22	5:09	7:57	4:40	8:28
5	5:50	7:18	6:24	6:24	6:03	4:36	6:39	4:14	6:55	4:29	6:33	5:08	5:50	5:45	5:55	7:23	5:07	7:59	4:40	8:29
6	5:51	7:17	6:25	6:22	6:04	4:34	6:40	4:14	6:55	4:30	6:31	5:09	5:48	5:46	5:53	7:24	5:06	8:00	4:40	8:30
7	5:52	7:15	6:26	6:20	6:05	4:33	6:41	4:14	6:54	4:31	6:30	5:11	5:47	5:48	5:51	7:25	5:05	8:01	4:39	8:31
8	5:53	7:13	6:27	6:18	6:07	4:32	6:42	4:14	6:54	4:32	6:29	5:12	5:45	5:49	5:50	7:27	5:03	8:02	4:39	8:31
9	5:54	7:11	6:29	6:17	6:08	4:31	6:43	4:14	6:54	4:33	6:28	5:13	5:43	5:50	5:48	7:28	5:02	8:03	4:39	8:32
10	5:55	7:09	6:30	6:15	6:09	4:30	6:44	4:14	6:54	4:34	6:26	5:15	5:41	5:51	5:46	7:29	5:01	8:04	4:39	8:32
11	5:56	7:07	6:31	6:13	6:11	4:29	6:45	4:14	6:53	4:35	6:25	5:16	5:40	5:53	5:44	7:30	5:00	8:06	4:39	8:33
12	5:57	7:06	6:32	6:12	6:12	4:28	6:46	4:14	6:53	4:36	6:23	5:17	5:38	5:54	5:43	7:31	4:59	8:07	4:39	8:33
13	5:59	7:04	6:33	6:10	6:13	4:27	6:47	4:14	6:52	4:37	6:22	5:19	5:36	5:55	5:41	7:33	4:57	8:08	4:38	8:34
14	6:00	7:02	6:35	6:08	6:15	4:26	6:47	4:14	6:52	4:39	6:21	5:20	5:34	5:56	5:39	7:34	4:56	8:09	4:38	8:34
15	6:01	7:00	6:36	6:06	6:16	4:25	6:48	4:15	6:51	4:40	6:19	5:21	5:33	5:58	5:38	7:35	4:55	8:10	4:38	8:35
16	6:02	6:58	6:37	6:05	6:17	4:24	6:49	4:15	6:51	4:41	6:18	5:23	5:31	5:59	5:36	7:36	4:54	8:11	4:38	8:35
17	6:03	6:56	6:38	6:03	6:19	4:23	6:49	4:15	6:50	4:42	6:16	5:24	5:29	5:59	5:34	7:37	4:53	8:12	4:39	8:35
18	6:04	6:55	6:40	6:02	6:20	4:22	6:50	4:16	6:50	4:44	6:15	5:25	5:27	5:59	5:33	7:39	4:52	8:13	4:39	8:36
19	6:05	6:53	6:41	6:00	6:21	4:21	6:51	4:16	6:49	4:45	6:13	5:27	5:25	5:59	5:31	7:40	4:51	8:14	4:39	8:36
20	6:07	6:51	6:42	5:58	6:22	4:21	6:51	4:16	6:48	4:46	6:12	5:28	5:24	5:59	5:29	7:41	4:50	8:15	4:39	8:36
21	6:08	6:49	6:43	5:57	6:24	4:20	6:52	4:17	6:48	4:48	6:10	5:29	5:22	5:59	5:28	7:42	4:49	8:16	4:39	8:36
22	6:09	6:47	6:45	5:55	6:25	4:19	6:52	4:17	6:47	4:49	6:08	5:31	5:20	5:56	5:26	7:43	4:49	8:17	4:39	8:37
23	6:10	6:45	6:46	5:54	6:26	4:19	6:53	4:18	6:46	4:50	6:07	5:32	5:18	5:57	5:25	7:45	4:48	8:18	4:40	8:37
24	6:11	6:44	6:47	5:52	6:27	4:18	6:53	4:19	6:45	4:51	6:05	5:33	5:16	5:57	5:23	7:46	4:47	8:19	4:40	8:37
25	6:12	6:42	6:49	5:51	6:28	4:17	6:53	4:19	6:44	4:53	6:04	5:35	5:15	5:57	5:22	7:47	4:46	8:20	4:40	8:37
26	6:13	6:40	6:50	5:49	6:30	4:17	6:54	4:20	6:43	4:54	6:02	5:36	5:13	5:57	5:20	7:48	4:45	8:21	4:41	8:37
27	6:15	6:38	6:51	5:48	6:31	4:16	6:54	4:21	6:42	4:55	6:00	5:37	5:11	5:57	5:19	7:49	4:45	8:22	4:41	8:37
28	6:16	6:36	6:52	5:46	6:32	4:16	6:54	4:21	6:41	4:57	5:59	5:39	6:09	7:13	5:17	7:50	4:44	8:23	4:42	8:37
29	6:17	6:34	6:54	5:45	6:33	4:16	6:54	4:22	6:40	4:58			6:07	7:15	5:16	7:52	4:43	8:24	4:42	8:37
30	6:18	6:33	6:55	5:44	6:34	4:15	6:55	4:23	6:39	5:00			6:06	7:16	5:14	7:53	4:43	8:25	4:43	8:37
31			6:56	5:42			6:55	4:24	6:38	5:01			6:04	7:17			4:42	8:25		

NORTHERN WISCONSIN

2020-21 DEER, ELK, BEAR, SMALL GAME AND FALL TURKEY SHOOTING HOURS

2020-21 deer, elk, bear, small game and fall turkey shooting hours listed from 30 minutes before sunrise to 20 minutes after sunset for Zone A in the Northern Area. If hunting in a zone other than Zone A, add the zone-specific minutes, as found in the hunting regulations, to the opening and closing times. See the regulations specific for the species you plan to hunt for hunting season dates.

	Sept.		Oct.		Nov.		Dec.		Jan.		Feb.		March		April		May	
Date	AM	PM	AM	PM	AM	PM	AM	PM	AM	PM	AM	PM	AM	PM	AM	PM	AM	PM
1	5:42	7:47	6:19	6:49	6:01	6:56	6:41	4:27	7:01	4:37	6:41	5:17	5:58	5:57	6:00	7:39	5:07	8:18
2	5:43	7:45	6:20	6:47	6:02	6:55	6:42	4:27	7:01	4:38	6:40	5:18	5:56	5:59	5:58	7:40	5:06	8:19
3	5:44	7:43	6:22	6:45	6:04	6:53	6:43	4:27	7:01	4:39	6:39	5:20	5:54	6:00	5:56	7:41	5:04	8:20
4	5:46	7:41	6:23	6:44	6:05	6:52	6:44	4:27	7:01	4:40	6:37	5:21	5:53	6:02	5:54	7:43	5:03	8:22
5	5:47	7:39	6:24	6:42	6:06	6:50	6:45	4:26	7:01	4:41	6:36	5:23	5:51	6:03	5:52	7:44	5:01	8:23
6	5:48	7:38	6:26	6:40	6:08	6:49	6:46	4:26	7:00	4:42	6:35	5:24	5:49	6:04	5:50	7:45	5:00	8:24
7	5:49	7:36	6:27	6:38	6:09	6:48	6:47	4:26	7:00	4:43	6:33	5:26	5:47	6:06	5:48	7:47	4:59	8:25
8	5:51	7:34	6:28	6:36	6:11	6:47	6:48	4:26	7:00	4:44	6:32	5:27	5:45	6:07	5:47	7:48	4:57	8:27
9	5:52	7:32	6:29	6:34	6:12	6:45	6:49	4:26	7:00	4:46	6:31	5:29	5:43	6:08	5:45	7:49	4:56	8:28
10	5:53	7:30	6:31	6:32	6:13	6:44	6:50	4:26	6:59	4:47	6:29	5:30	5:42	6:10	5:43	7:51	4:55	8:29
11	5:54	7:28	6:32	6:31	6:15	6:43	6:51	4:26	6:59	4:48	6:28	5:32	5:40	6:11	5:41	7:52	4:53	8:30
12	5:55	7:26	6:33	6:29	6:16	6:42	6:52	4:26	6:58	4:49	6:26	5:33	5:38	6:12	5:39	7:53	4:52	8:31
13	5:57	7:24	6:35	6:27	6:18	6:41	6:53	4:26	6:58	4:50	6:25	5:34	5:36	6:14	5:37	7:54	4:51	8:33
14	5:58	7:22	6:36	6:25	6:19	6:40	6:54	4:26	6:57	4:52	6:23	5:36	5:34	6:15	5:36	7:56	4:50	8:34
15	5:59	7:20	6:37	6:23	6:20	6:39	6:54	4:27	6:57	4:53	6:22	5:37	5:32	6:16	5:34	7:57	4:49	8:35
16	6:00	7:18	6:39	6:22	6:22	6:38	6:55	4:27	6:56	4:54	6:20	5:39	5:30	6:18	5:32	7:58	4:47	8:36
17	6:02	7:16	6:40	6:20	6:23	6:37	6:56	4:27	6:56	4:56	6:19	5:40	5:28	6:19	5:30	8:00	4:46	8:37
18	6:03	7:14	6:41	6:18	6:25	6:36	6:56	4:28	6:55	4:57	6:17	5:42	5:26	6:20	5:29	8:01	4:45	8:38
19	6:04	7:12	6:43	6:16	6:26	6:35	6:57	4:28	6:54	4:58	6:15	5:43	5:25	6:22	5:27	8:02	4:44	8:40
20	6:05	7:10	6:44	6:15	6:27	6:34	6:58	4:28	6:53	5:00	6:14	5:45	5:23	6:23	5:25	8:04	4:43	8:41
21	6:07	7:09	6:45	6:13	6:29	6:33	6:58	4:29	6:52	5:01	6:12	5:46	5:21	6:24	5:23	8:05	4:42	8:42
22	6:08	7:07	6:47	6:11	6:30	6:33	6:59	4:30	6:52	5:02	6:10	5:47	5:19	6:26	5:22	8:06	4:41	8:43
23	6:09	7:05	6:48	6:10	6:31	6:32	6:59	4:30	6:51	5:04	6:09	5:49	5:17	6:27	5:20	8:08	4:40	8:44
24	6:10	7:03	6:50	6:08	6:32	6:31	6:59	4:31	6:50	5:05	6:07	5:50	5:15	6:28	5:18	8:09	4:40	8:45
25	6:12	7:01	6:51	6:07	6:34	6:30	7:00	4:31	6:49	5:07	6:05	5:52	5:13	6:30	5:17	8:10	4:39	8:46
26	6:13	6:59	6:52	6:05	6:35	6:30	7:00	4:32	6:48	5:08	6:03	5:53	5:11	6:31	5:15	8:11	4:38	8:47
27	6:14	6:57	6:54	6:03	6:36	6:29	7:00	4:33	6:47	5:10	6:02	5:55	5:09	6:32	5:14	8:13	4:37	8:48
28	6:15	6:55	6:55	6:02	6:37	6:29	7:00	4:34	6:46	5:11	6:00	5:56	5:07	6:33	5:12	8:14	4:36	8:49
29	6:17	6:53	6:57	6:00	6:39	6:28	7:01	4:34	6:45	5:12	5:58	5:59	5:05	6:35	5:10	8:15	4:36	8:50
30	6:18	6:51	6:58	5:59	6:40	6:28	7:01	4:35	6:44	5:14			5:03	6:36	5:09	8:17	4:35	8:51
31			6:59	5:57			7:01	4:36	6:42	5:15			6:02	7:38			4:35	8:52



SHOOTING
HOURS

SOUTHERN WISCONSIN

2020-21 DEER, ELK, BEAR, SMALL GAME AND FALL TURKEY SHOOTING HOURS-

2020-21 deer, elk, bear, small game and fall turkey shooting hours listed from 30 minutes before sunrise to 20 minutes after sunset for Zone A in the Southern Area. If hunting in a zone other than Zone A, add the zone-specific minutes, as found in the hunting regulations, to the opening and closing times. See the regulations specific for the species you plan to hunt for hunting season dates.

	Sept.		Oct.		Nov.		Dec.		Jan.		Feb.		March		April		May	
Date	AM	PM	AM	PM	AM	PM	AM	PM	AM	PM	AM	PM	AM	PM	AM	PM	AM	PM
1	5:45	7:45	6:19	6:51	5:58	5:01	6:35	4:35	6:55	4:45	6:37	5:22	5:57	6:00	6:02	7:38	5:13	8:14
2	5:46	7:44	6:20	6:49	5:59	5:00	6:36	4:35	6:55	4:46	6:36	5:24	5:55	6:01	6:00	7:39	5:11	8:15
3	5:47	7:42	6:21	6:47	6:00	4:58	6:37	4:34	6:55	4:47	6:35	5:25	5:54	6:03	5:58	7:41	5:10	8:16
4	5:48	7:40	6:23	6:45	6:02	4:57	6:38	4:34	6:55	4:48	6:34	5:26	5:52	6:04	5:57	7:42	5:09	8:17
5	5:50	7:38	6:24	6:44	6:03	4:56	6:39	4:34	6:55	4:49	6:33	5:28	5:50	6:05	5:55	7:43	5:07	8:19
6	5:51	7:37	6:25	6:42	6:04	4:54	6:40	4:34	6:55	4:50	6:31	5:29	5:48	6:06	5:53	7:44	5:06	8:20
7	5:52	7:35	6:26	6:40	6:05	4:53	6:41	4:34	6:54	4:51	6:30	5:31	5:47	6:08	5:51	7:45	5:05	8:21
8	5:53	7:33	6:27	6:38	6:07	4:52	6:42	4:34	6:54	4:52	6:29	5:32	5:45	6:09	5:50	7:47	5:03	8:22
9	5:54	7:31	6:29	6:37	6:08	4:51	6:43	4:34	6:54	4:53	6:28	5:33	5:43	6:10	5:48	7:48	5:02	8:23
10	5:55	7:29	6:30	6:35	6:09	4:50	6:44	4:34	6:54	4:54	6:26	5:35	5:41	6:11	5:46	7:49	5:01	8:24
11	5:56	7:27	6:31	6:33	6:11	4:49	6:45	4:34	6:53	4:55	6:25	5:36	5:40	6:13	5:44	7:50	5:00	8:26
12	5:57	7:26	6:32	6:32	6:12	4:48	6:46	4:34	6:53	4:56	6:23	5:37	5:38	6:14	5:43	7:51	4:59	8:27
13	5:59	7:24	6:33	6:30	6:13	4:47	6:47	4:34	6:52	4:57	6:22	5:39	5:36	6:15	5:41	7:53	4:57	8:28
14	6:00	7:22	6:35	6:28	6:15	4:46	6:47	4:34	6:52	4:59	6:21	5:40	5:34	6:16	5:39	7:54	4:56	8:29
15	6:01	7:20	6:36	6:26	6:16	4:45	6:48	4:35	6:51	5:00	6:19	5:41	5:33	6:18	5:38	7:55	4:55	8:30
16	6:02	7:18	6:37	6:25	6:17	4:44	6:49	4:35	6:51	5:01	6:18	5:43	5:31	6:19	5:36	7:56	4:54	8:31
17	6:03	7:16	6:38	6:23	6:19	4:43	6:49	4:35	6:50	5:02	6:16	5:44	5:29	6:20	5:34	7:57	4:53	8:32
18	6:04	7:15	6:40	6:22	6:20	4:42	6:50	4:36	6:50	5:04	6:15	5:45	5:27	6:21	5:33	7:59	4:52	8:33
19	6:05	7:13	6:41	6:20	6:21	4:41	6:51	4:36	6:49	5:05	6:13	5:47	5:25	6:22	5:31	8:00	4:51	8:34
20	6:07	7:11	6:42	6:18	6:22	4:41	6:51	4:36	6:48	5:06	6:12	5:48	5:24	6:24	5:29	8:01	4:50	8:35
21	6:08	7:09	6:43	6:17	6:24	4:40	6:52	4:37	6:48	5:08	6:10	5:49	5:22	6:25	5:28	8:02	4:49	8:36
22	6:09	7:07	6:45	6:15	6:25	4:39	6:52	4:37	6:47	5:09	6:08	5:51	5:20	6:26	5:26	8:03	4:49	8:37
23	6:10	7:05	6:46	6:14	6:26	4:39	6:53	4:38	6:46	5:10	6:07	5:52	5:18	6:27	5:25	8:05	4:48	8:38
24	6:11	7:04	6:47	6:12	6:27	4:38	6:53	4:39	6:45	5:11	6:05	5:53	5:16	6:29	5:23	8:06	4:47	8:39
25	6:12	7:02	6:49	6:11	6:28	4:37	6:53	4:39	6:44	5:13	6:04	5:55	5:15	6:30	5:22	8:07	4:46	8:40
26	6:13	7:00	6:50	6:09	6:30	4:37	6:54	4:40	6:43	5:14	6:02	5:56	5:13	6:31	5:20	8:08	4:45	8:41
27	6:15	6:58	6:51	6:08	6:31	4:36	6:54	4:41	6:42	5:15	6:00	5:57	5:11	6:32	5:19	8:09	4:45	8:42
28	6:16	6:56	6:52	6:06	6:32	4:36	6:54	4:41	6:41	5:17	5:59	5:59	5:09	6:33	5:17	8:10	4:44	8:43
29	6:17	6:54	6:54	6:05	6:33	4:36	6:54	4:42	6:40	5:18	5:58	5:59	5:07	6:35	5:16	8:12	4:43	8:44
30	6:18	6:53	6:55	6:04	6:34	4:35	6:55	4:43	6:39	5:20			5:06	6:36	5:14	8:13	4:43	8:45
31			6:56	6:02			6:55	4:44	6:38	5:21			6:04	7:37			4:42	8:45



JERRY DAVIS

The content of this pamphlet was prepared by the Department of Natural resources. Part of the printing costs were generously paid for by these organizations and companies.

Thank you for your contribution!



Vortex Optics
Located in Barneveld, WI
Vortexoptics.com
1-800-4VORTEX
(1-800-486-7839)



■ FIND MORE INFORMATION ON HUNTING AND TRAPPING IN WISCONSIN!

Visit dnr.wi.gov and search keyword "hunt" and "trap" for season dates, regulations, license and permit requirements, finding a place to hunt or trap and more.



The Wisconsin Department of Natural Resources provides equal opportunity in its employment, programs, services and functions under an Affirmative Action Plan. If you have any questions, please write to: Chief, Public Civil Rights, Office of Civil Rights, U.S. Department of the Interior, 1849 C. Street, NW, Washington, D.C. 20240.

This publication is available in alternative format (large print, Braille, etc.) upon request. Please call Accessibility Coordinator at 608-267-7490 for more information.

