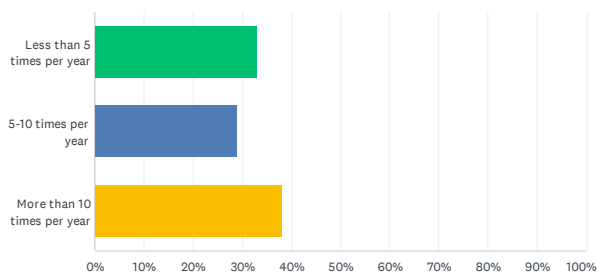


## Appendix C - Survey Responses (Questions 5 - 9)

### Q5 How many times within a year do you visit the Badger State Trail?

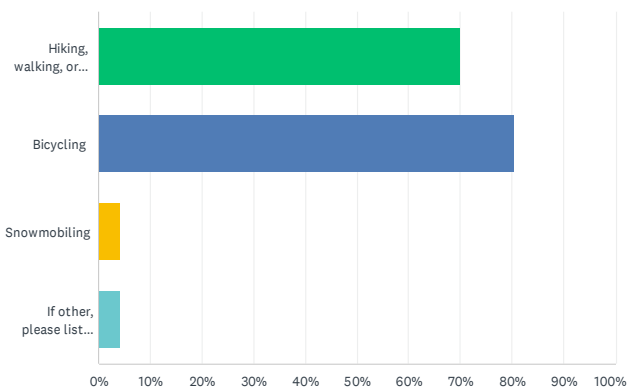
Answered: 893 Skipped: 0



ANSWER CHOICES	RESPONSES	
Less than 5 times per year	33.03%	295
5-10 times per year	28.89%	258
More than 10 times per year	38.07%	340
<b>TOTAL</b>		<b>893</b>

### Q6 What activities do you participate in while at the Badger State Trail? Choose all that apply.

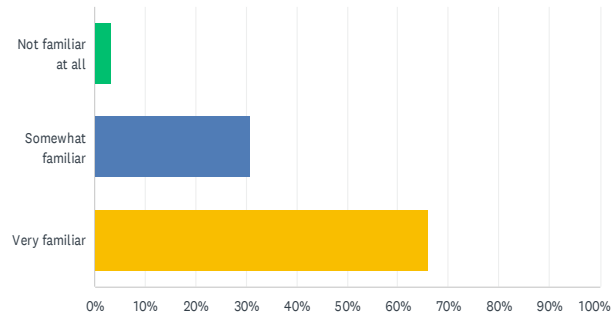
Answered: 893 Skipped: 0



ANSWER CHOICES	RESPONSES	
Hiking, walking, or running	69.88%	624
Bicycling	80.40%	718
Snowmobiling	4.37%	39
If other, please list here.	4.26%	38
<b>Total Respondents: 893</b>		

Q7 Please indicate the degree to which you are familiar with the Stewart Tunnel and the user experience that it offers.

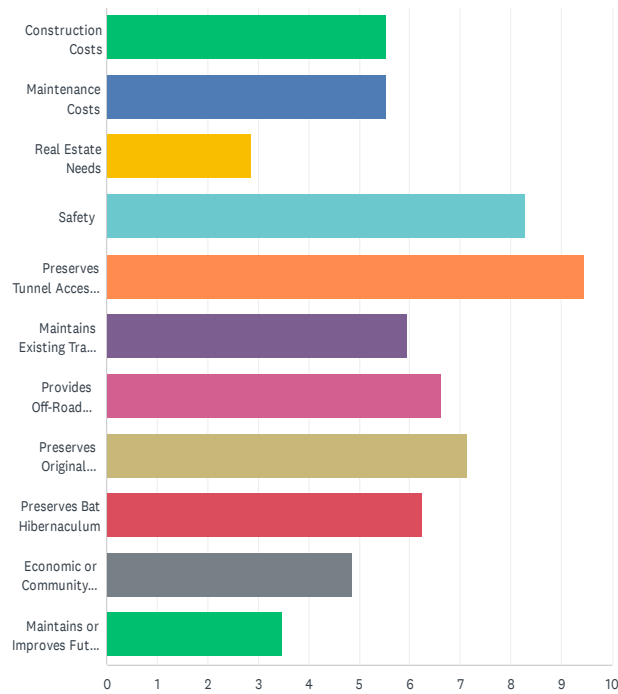
Answered: 893 Skipped: 0



ANSWER CHOICES	RESPONSES	
Not familiar at all	3.14%	28
Somewhat familiar	30.80%	275
Very familiar	66.07%	590
TOTAL		893

Q8 What key considerations as discussed in the Alternatives Analysis are the most important to you for evaluating the different alternatives? Please rank in order of importance.

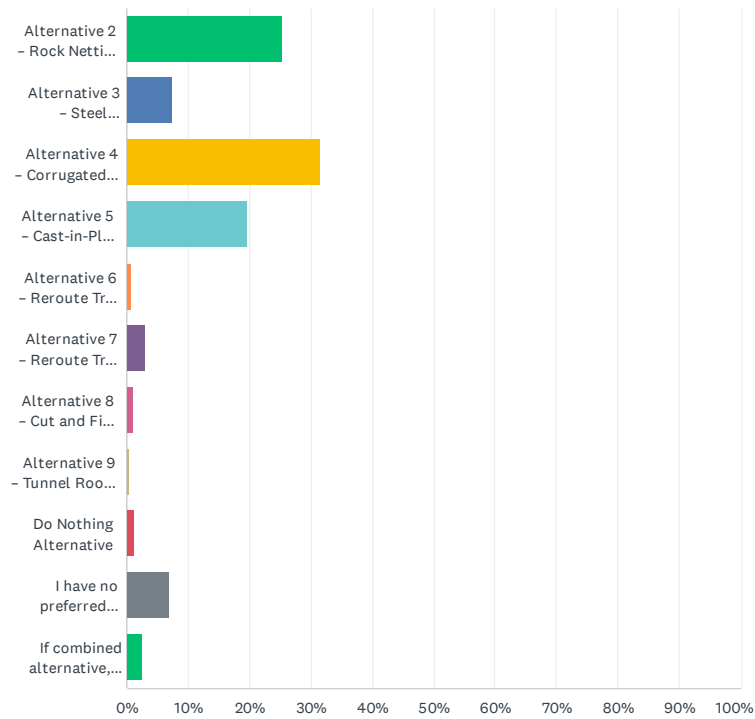
Answered: 893 Skipped: 0



	1	2	3	4	5	6	7	8	9	10	11
Construction Costs	3.36% 30	6.38% 57	6.83% 61	7.17% 64	12.43% 111	12.32% 110	12.09% 108	14.78% 132	10.53% 94	9.41% 84	4.
Maintenance Costs	0.90% 8	3.81% 34	7.50% 67	9.41% 84	13.55% 121	14.33% 128	15.68% 140	12.54% 112	12.65% 113	7.61% 68	2.
Real Estate Needs	1.57% 14	1.12% 10	1.23% 11	1.79% 16	1.90% 17	3.47% 31	5.26% 47	10.86% 97	15.34% 137	23.40% 209	34.
Safety	26.88% 240	12.21% 109	15.23% 136	12.54% 112	9.29% 83	8.17% 73	6.94% 62	3.36% 30	2.91% 26	1.34% 12	1.
Preserves Tunnel Access and User Experience	41.77% 373	26.32% 235	10.30% 92	7.84% 70	4.59% 41	2.24% 20	1.79% 16	1.01% 9	1.23% 11	1.01% 9	1.
Maintains Existing Trail Grade	1.68% 15	7.61% 68	11.76% 105	9.07% 81	12.65% 113	12.77% 114	11.65% 104	11.98% 107	10.75% 96	7.17% 64	2.
Provides Off-Road Transportation and Recreation	6.49% 58	12.65% 113	13.77% 123	12.43% 111	10.64% 95	8.40% 75	8.51% 76	8.17% 73	8.29% 74	6.83% 61	3.
Preserves Original Historic Structure	9.97% 89	16.35% 146	12.99% 116	11.76% 105	10.64% 95	7.84% 70	8.62% 77	8.96% 80	6.49% 58	4.93% 44	1.
Preserves Bat Hibernaculum	5.15% 46	8.29% 74	10.30% 92	14.78% 132	11.42% 102	10.30% 92	10.30% 92	8.51% 76	9.18% 82	6.94% 62	4.
Economic or Community Impacts	0.67% 6	1.68% 15	5.71% 51	8.51% 76	9.18% 82	13.77% 123	12.88% 115	13.21% 118	14.89% 133	14.33% 128	5.
Maintains or Improves Future Rail Use	1.57% 14	3.58% 32	4.37% 39	4.70% 42	3.70% 33	6.38% 57	6.27% 56	6.61% 59	7.73% 69	17.02% 152	38.

## Q9 What is your preferred Alternative?

Answered: 893 Skipped: 0



ANSWER CHOICES	RESPONSES	
Alternative 2 – Rock Netting with Portal Doors	25.31%	226
Alternative 3 – Steel Framing/Scaffolding with Roof and Portal Doors	7.39%	66
Alternative 4 – Corrugated Metal Pipe Tunnel Lining	31.58%	282
Alternative 5 – Cast-in-Place Concrete Tunnel Lining	19.71%	176
Alternative 6 – Reroute Trail Along Existing Roads	0.78%	7
Alternative 7 – Reroute Trail Above Tunnel	2.91%	26
Alternative 8 – Cut and Fill to Reroute Trail Above Tunnel	1.01%	9
Alternative 9 – Tunnel Roof and Overburden Removal	0.45%	4
Do Nothing Alternative	1.34%	12
I have no preferred alternative	7.05%	63
If combined alternative, please list here	2.46%	22
<b>TOTAL</b>		<b>893</b>