

Wildlife Violator Compact

The State of Wisconsin is a participating member of the **Wildlife Violator Compact**. The Wildlife Violator Compact is an agreement between participating states that prohibits a person whose hunting, fishing or trapping privileges are suspended in one state from obtaining licenses, permits or participating in those activities in another state. Please visit dnr.wi.gov and search "Wildlife Violator Compact" for more information.

To report hunting violations, call or text
1-800-847-9367

Support for the elk management program provided by:




Rocky Mountain Elk Foundation
5705 Grant Creek Road
Missoula, MT 59808
800-CALL ELK
www.rmef.org

Apply to the RMEF annual raffle for another chance to obtain an elk tag at <https://events.rmef.org/shop/wisconsinstate1>

Questions?

For more information, visit dnr.wi.gov and search "elk" or call DNR Customer Service: 1-888-936-7463

The Wisconsin Department of Natural Resources provides equal opportunity in its employment, programs, services, and functions under an Affirmative Action Plan. If you have any questions, please write to Equal Opportunity Office, Department of Interior, Washington, D.C. 20240. The Department of Natural Resources is committed to serving people with disabilities. If you need this information in an alternative format, please call 608-266-8204.



JIM KUCHLER

2021 ELK HUNTING REGULATIONS

2021 SEASON DATES

Oct. 16 - Nov. 14 & Dec. 9 - 17

This pamphlet is a summary of Wisconsin's elk hunting laws and regulations. For a complete set of laws and regulations, please refer to the Wisconsin Statutes Chapter 29 or Chapter 10 of the Administrative Code of the Department of Natural Resources.



Department of Natural Resources
P.O. Box 7921 Madison,
WI 53707 1-888-936-7463

ELK HUNTING LICENSE DRAWING

Application deadline: May 31 | Fee: \$10

- Only Wisconsin residents are eligible to apply for and receive an elk hunting license.
- Hunters must submit an application each year that they wish to be entered into the drawing for an elk hunting license. No preference point system is available.
- Applications can be submitted online at GoWild.Wi.Go or in person at a [DNR customer service center](#) or license agent.

LICENSES AND PERMITS

Resident: \$49

- Only license drawing winners may purchase an elk license and must complete elk hunter orientation.
- A person may be issued or transferred only one elk license in their lifetime.
- Any armed forces or National Guard member awarded a license but unable to hunt because of active duty status may defer their license until a later season. Contact a local DNR Service Center for more information.

Transfer of an Elk Hunting License

- Elk hunting licenses may be transferred to a disabled person with a valid Class A, B, C or D disabled permit or to a youth 17 years or younger that is eligible to use the license if:
 - The application is received at least 15 days prior to the start of the season; or
 - The licensee dies before the first day of the season.
- A person transferring their license to a youth or disabled hunter may not be paid or receive any other consideration for the transfer of the license.

HUNTER EDUCATION REQUIREMENTS

- Persons born on or after January 1, 1973 who intend to hunt elk must present their hunter education certificate or proof of successful completion of basic training in the U.S. Armed Forces, Reserves or National Guard to purchase an elk license unless participating in the hunting mentorship program. Visit dnr.wi.gov and search, "mentored hunting" for more information.

Wisconsin Elk Hunter Orientation

- All elk hunters must participate in a Wisconsin Elk Hunter Orientation course prior to being issued an elk hunting license. The department will contact successful applicants with details.

Mentored Elk Hunting Key Rules

View the complete rules at dnr.wi.gov and search, "mentored hunting."

- Hunters under age 12 and those who have not completed general hunter education may only hunt elk under the hunting mentorship program.
- The mentor must be over 18 years old, exhibit proof of hunter education unless born before January 1, 1973, and hold a current, valid Wisconsin hunting license.
- The mentor may not harvest an elk using the mentee's tag. However, the mentor may dispatch a wounded elk shot by the mentee if requested by the mentee.

CONDITIONS OF THE HUNT

- The bag limit is one bull elk per elk license. "Bull elk" means any elk with an antler of at least 6 inches in length.
- Blaze orange or fluorescent pink clothing is highly encouraged, but not required.

FIREARM AND ARCHERY RESTRICTIONS

You may hunt with a firearm, bow or crossbow during the open season under the following conditions.

You may not:

- Possess any poisoned, drugged or explosive-tipped arrow while hunting.
- Possess or transport in a moving vehicle any firearm (other than a handgun) or bow unless it is unloaded or any crossbow unless it is unloaded and decocked OR unloaded and enclosed within a carrying case. Note: A loaded firearm can be placed on, but not in, a vehicle that is stationary.
- Load a firearm other than a handgun while it is in a vehicle or discharge any firearm in or from any moving vehicle or a stationary motorized vehicle except for certain disabled hunters with proper permits. (A person may load and discharge a firearm, bow or crossbow from a stationary, non-motorized vehicle which is not attached to a motor vehicle).
- It is illegal to hunt with any weapon or ammunition that is of inherent design or used in such a manner as to not be reasonably capable of reducing a target wild animal to possession.

OTHER RESTRICTIONS

You may not:

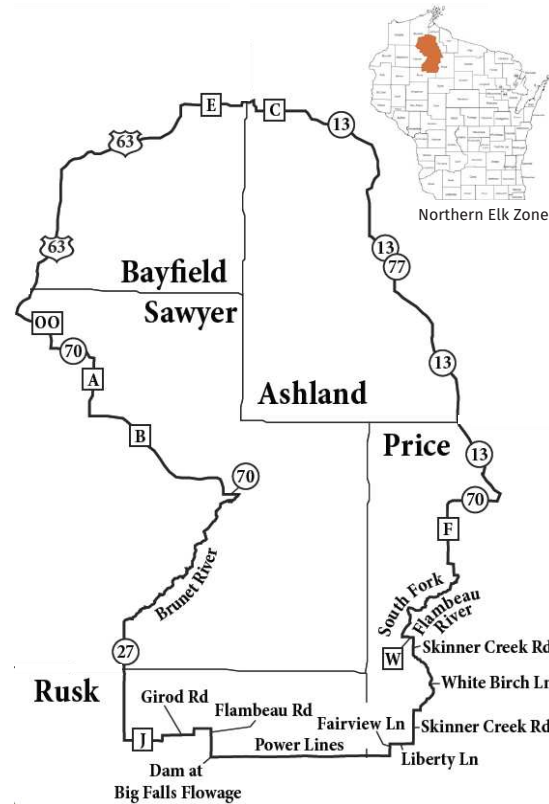
- Feed elk or hunt elk over bait, except for scents, materials that are deposited by natural vegetation, materials that result from normal agricultural or gardening practices or crops planted and left standing as wildlife food plots.
- Hunt elk with the aid of dogs.
- Possess an elk carcass unless you also possess a validated elk carcass tag.
- Allow someone else to use or carry your license or carcass tag or for you to use or carry another person's license or carcass tag while hunting.
- Possess more than one copy of a unique carcass tag while afield.
- Use or possess with the intent to use a light, including vehicle headlights, for shining any wild animal while hunting or in possession of a firearm, bow and arrow, or crossbow. This includes laser sights. **Note:** Class C visually handicapped permit holders may use a laser sight.
- Sell, purchase, barter or offer to sell, purchase or barter any elk or elk part except the head, skin not in spotted coat and antlers not in velvet of any elk lawfully killed when these parts are separated from the rest of the carcass.

Note: Elk with antlers in velvet may be harvested during the open season, but to keep the antlers, the hunter must contact a warden within 7 days of tagging the elk to request written authorization to keep the antlers. The velvet antlers may not be sold or transferred to another person.

TAGGING AND TRANSPORT

- Immediately upon killing and before field dressing or moving the elk, you must validate the carcass tag by detaching the bottom portion.
- If you leave it, tag it! If you leave the elk, you must first attach the validated carcass tag to the animal. You do not need to attach the tag as long as you remain with the carcass, such as when dragging it out of the field.
- To facilitate removal from the field, an elk may be divided into not more than five parts, not including the hide or lower legs up to the tarsus joint (ankle or hock) on the hind legs and up to the carpus joint (wrist or knee) on the front legs. The head and neck shall remain attached to one of the other parts of the animal, not including the hide. All parts of the elk, except the entrails, must be removed from the field and exhibited at the time of registration. Only one elk that has been quartered may be stored or transported at a time.
- It is illegal to transport another person's unregistered elk unless accompanied by the person issued the carcass tag.

AREAS OPEN FOR ELK HUNTING IN 2021



REGISTRATION

- In-person registration is required. All harvested elk must be presented in person at a designated location. Location and hours of operation will be shared prior to the start of the elk hunting season.
- Each elk must be registered by 5 p.m. the day after recovery of the carcass and prior to its removal from the elk management zone. At the time of registration, hunters shall provide the department with information about the location of the kill. If requested, you must allow the department to collect tissue or other samples.
- The person who tags the elk must keep the carcass tag with the butchered meat until it is consumed.

ROAD HUNTING

You may not:

- Hunt within 50 feet of the roadway's center.
- Discharge a firearm, shoot an arrow from a bow or a bolt from a crossbow from or across a highway or within 50 feet of the roadway's center. This prohibition applies to all public roads that are either paved or indicated on a current Department of Transportation county highway map.

Note: Class A and certain Class B disabled permit holders are exempt from certain portions of this requirement when hunting from a stationary vehicle. Contact the DNR for more information.

TREE STANDS AND GROUND BLINDS

North of Highway 64, no more than two portable tree stands or ground blinds per hunter per county may remain placed overnight on DNR-managed lands from Sept. 1 - Jan. 31, 2021. All such devices must display the hunter's name and address or customer ID number and be removed no later than Jan. 31, 2021.

COLLARED ELK ARE LEGAL

Many elk within the elk hunting zone wear tracking collars or ear tags for research and monitoring purposes. Any legal bull elk marked in this way is legal to harvest.

HUNTER ASSISTANCE IS WELCOME

Because a Wisconsin elk hunt is a once-in-a-lifetime opportunity, successful applicants may wish to share the experience by allowing others to accompany them as observers. Spectators may participate in all aspects of the hunt except shooting an elk. Group elk hunting is not allowed.

KNOW WHERE YOU ARE HUNTING!

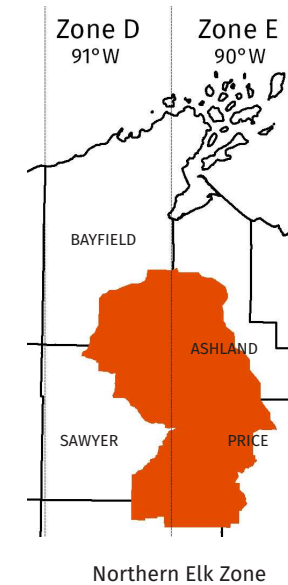
Approximately 70 percent of the Clam Lake elk range is open for public hunting. However, private properties are scattered throughout the area and are frequently used by elk. Know where you are hunting and do not enter private lands without landowner permission.

Resources available to help you find a place to hunt include:

- Public access lands maps: dnr.wi.gov/topic/Lands/PAL/
- US Forest Service: fs.usda.gov/main/cnnf/home
- Private lands open to public hunting: dnr.wi.gov/topic/ForestLandowners/openToPublic.html

SHOOTING HOURS

- The times listed in the Elk Shooting Hours table are the actual opening and closing times for hunting elk in zones D and E (see map below). You do not need to add additional time to the hours listed in the table to the right.



DATE	Zone D		Zone E	
	A.M.	P.M.	A.M.	P.M.
16-Oct	6:50	6:14	6:54	6:18
17-Oct	6:52	6:12	6:56	6:16
18-Oct	6:53	6:11	6:57	6:15
19-Oct	6:54	6:09	6:58	6:13
20-Oct	6:56	6:07	7:00	6:11
21-Oct	6:57	6:05	7:01	6:09
22-Oct	6:59	6:04	7:03	6:08
23-Oct	7:00	6:02	7:04	6:06
24-Oct	7:01	6:01	7:05	6:05
25-Oct	7:03	5:59	7:07	6:03
26-Oct	7:04	5:57	7:08	6:01
27-Oct	7:05	5:56	7:09	6:00
28-Oct	7:07	5:54	7:11	5:58
29-Oct	7:08	5:53	7:12	5:57
30-Oct	7:10	5:51	7:14	5:55
31-Oct	7:11	5:50	7:15	5:54
1-Nov	7:12	5:48	7:16	5:52
2-Nov	7:14	5:47	7:18	5:51
3-Nov	7:15	5:45	7:19	5:49
4-Nov	7:17	5:44	7:21	5:48
5-Nov	7:18	5:43	7:22	5:47
6-Nov	7:20	5:41	7:24	5:45
7-Nov	6:21	4:40	6:25	4:44
8-Nov	6:22	4:39	6:26	4:43
9-Nov	6:24	4:38	6:28	4:42
10-Nov	6:25	4:36	6:29	4:40
11-Nov	6:27	4:35	6:31	4:39
12-Nov	6:28	4:34	6:32	4:38
13-Nov	6:29	4:33	6:33	4:37
14-Nov	6:31	4:32	6:35	4:36
9-Dec	7:01	4:18	7:05	4:22
10-Dec	7:02	4:18	7:06	4:22
11-Dec	7:03	4:18	7:07	4:22
12-Dec	7:04	4:18	7:08	4:22
13-Dec	7:05	4:18	7:09	4:22
14-Dec	7:05	4:18	7:09	4:22
15-Dec	7:06	4:19	7:10	4:23
16-Dec	7:07	4:19	7:11	4:23
17-Dec	7:08	4:19	7:12	4:23